

OLIVEHURST PUBLIC UTILITY DISTRICT

RESOLUTION NO. 2111

**RESOLUTION OF THE BOARD OF DIRECTORS OF
OLIVEHURST PUBLIC UTILITY DISTRICT
AUTHORIZING ANNUAL CHANGE IN THE CAPACITY CHARGE
FOR THE DOMESTIC WATER SYSTEM AND NECESSARY
EXPANSIONS AND IMPROVEMENTS THEREOF**

WHEREAS, the Board of Directors of Olivehurst Public Utility District (OPUD) did, on February 19, 2004 adopt Resolution No. 2066; and

WHEREAS, said resolution, by its terms, provides for an annual adjustment, in March, reflective of changes in costs for the construction of the facilities referenced therein by a factor equal to the average of the 20 Cities and the San Francisco Construction Cost Index as reported in the Engineering News Record for the 12-month period ending December of the immediately prior calendar year; and

WHEREAS, the Board of Directors did, on February 16, 2006, receive a report from Economic Planning Systems (EPS) outlining the changes in said indexes and recommending an adjustment of the rates established in Exhibit A of Resolution No. 2066 as set forth therein; and

WHEREAS, the Board has considered information provided by its staff confirming that actual cost increases for comparable facilities experienced in the District is equal or greater than the cost experience through said index.


NOW, THEREFORE, the Board of Directors of the Olivehurst Public Utility District does resolve that, effective March 2, 2006, the rates set forth in Exhibit A to Resolution No. 2066 shall be changed as described on Exhibit A hereof.

BE IT FURTHER RESOLVED that the amended rates are required in order to recover for the District the actual costs to repair, replace and reconstruct its utility infrastructure.

BE IT FURTHER RESOLVED that, effective March 2, 2006, Exhibit A attached hereto shall be substituted for and attached to Resolution No. 2066 as the currently effective rates until further order of the Board.


PASSED AND ADOPTED THIS 2nd DAY OF MARCH 2006.

OLIVEHURST PUBLIC UTILITY DISTRICT



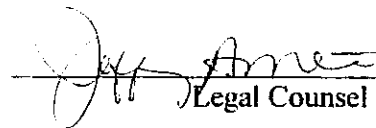
President, Board of Directors
Olivehurst Public Utility District

ATTEST:



District Clerk & ex-officio Secretary

APPROVE AS TO FORM AND LEGAL
SUFFICIENCY




Legal Counsel

* * * * *

I hereby certify that the foregoing is a full, true and correct copy of a Resolution duly adopted and passed by the Board of Directors of the Olivehurst Public Utility District, Yuba County, California, at a meeting thereof held on the 2nd day of March 2006, by the following vote:

AYES, AND IN FAVOR THEREOF:	Director Morrison, Carpenter, Hollis, and Patty.
NOES	: None.
ABSTAIN	: None.
ABSENT	: Director Miller.



District Clerk and ex-officio Secretary

EXHIBIT "A"

Effective March 2, 2006, Olivehurst Public Utility District Annual Fee Increases based on the Construction Cost Index (CCI):

**PLUMAS LAKE SPECIFIC PLAN SOUTH ZONE FEE INFLATION
DOMESTIC WATER SYSTEM CAPACITY FEES**

	CCI		Plus	Total 2006
2005 Fee	3.74%	2006 Fee Amt	3% Admin Fee	Fee w/ Admin
\$2,768.00	\$104.00	\$2,872.00	\$86.00	\$2,958.00



District Clerk and ex-officio Secretary


Exhibit A
Plumas Lake Specific Plan South Zone
Domestic Water System Capital Improvement Charges

Effective March 2, 2006, Olivehurst Public Utility District Annual Fee Increases
based on the Construction Cost Index (CCI):

CCI 3.74% for 2006

Meter	2005 Fee	Cost Per Water EDU (2006 \$)	Administrative Cost (3.0%) (2006 \$)	Total Water Capital Improvement Charge (2006 \$)
Size				
3/4"	\$2,851	\$2,871	\$86	\$2,958
1"	\$3,992	\$4,020	\$121	\$4,141
1.5"	\$5,131	\$5,168	\$155	\$5,323
2"	\$8,268	\$8,327	\$250	\$8,577
3"	\$31,359	\$31,584	\$948	\$32,532
4"	\$39,911	\$40,198	\$1,205	\$41,404
6"	\$59,867	\$60,298	\$1,809	\$62,106

[1] The proposed capacity charges will be adjusted annually by OPUD to account for the inflation of construction and acquisition costs. In March each year, the proposed capacity charge programs will be adjusted by averaging the percentage change in the *Engineering News Record's* Construction Cost Index San Francisco index and 20-city average index for the 12-month period ending December the prior year.



District Clerk and ex-officio Secretary

Exhibit A
Plumas Lake Specific Plan South Zone
Domestic Water System Capital Improvement Charges

Effective March 1, 2007, Olivehurst Public Utility District Annual Fee Increases
based on the Construction Cost Index (CCI):

CCI 5.39% for 2007

Meter	Cost Per Water EDU (2007 \$)	Administrative Cost (3.0%) (2007 \$)	Total Water Capital Improvement Charge (2007 \$)
Size			
3/4"	\$3,026	\$91	\$3,117
1"	\$4,237	\$127	\$4,364
1.5"	\$5,447	\$163	\$5,610
2"	\$8,776	\$264	\$9,040
3"	\$33,287	\$999	\$34,285
4"	\$42,365	\$1,270	\$43,635
6"	\$63,548	\$1,906	\$65,454

[1] The proposed capacity charges will be adjusted annually by OPUD to account for the inflation of construction and acquisition costs. In March each year, the proposed capacity charge programs will be adjusted by averaging the percentage change in the *Engineering News Record's* Construction Cost Index San Francisco index and 20-city average index for the 12-month period ending December the prior year.

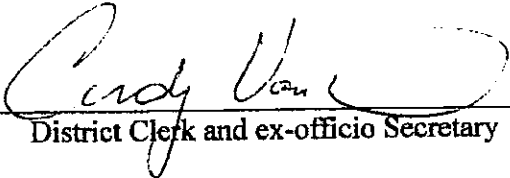

District Clerk and ex-officio Secretary

Exhibit A
Plumas Lake Specific Plan South Zone
Domestic Water System Capital Improvement Charges

Effective March 1, 2008, Olivehurst Public Utility District Annual Fee Increases
based on the Construction Cost Index (CCI):

CCI 1.41% for 2008

Meter	Cost Per Water EDU (2008 \$)	Administrative Cost (3.0%) (2008 \$)	Total Water Capital Improvement Charge (2008 \$)
Size			
3/4"	\$3,069	\$92	\$3,161
1"	\$4,297	\$129	\$4,426
1.5"	\$5,524	\$166	\$5,689
2"	\$8,900	\$267	\$9,167
3"	\$33,756	\$1,013	\$34,769
4"	\$42,962	\$1,288	\$44,251
6"	\$64,444	\$1,933	\$66,377

[1] The proposed capacity charges will be adjusted annually by OPUD to account for the inflation of construction and acquisition costs. In March each year, the proposed capacity charge programs will be adjusted by averaging the percentage change in the *Engineering News Record's* Construction Cost Index San Francisco index and 20-city average index for the 12-month period ending December the prior year.



District Clerk and ex-officio Secretary

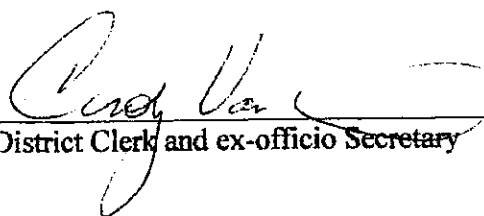
Exhibit A
Plumas Lake Specific Plan South Zone
Domestic Water System Capital Improvement Charges

Effective March 1, 2009, Olivehurst Public Utility District Annual Fee Increases
based on the Construction Cost Index (CCI):

CCI 6.41% for 2009

Meter	Cost Per Water EDU (2009 \$)	Administrative Cost (3.0%) (2009 \$)	Total Water Capital Improvement Charge (2009 \$)
Size			
3/4"	\$3,265	\$98	\$3,364
1"	\$4,572	\$137	\$4,709
1.5"	\$5,878	\$176	\$6,054
2"	\$9,470	\$284	\$9,755
3"	\$35,920	\$1,078	\$36,998
4"	\$45,716	\$1,371	\$47,087
6"	\$68,574	\$2,057	\$70,631

[1] The proposed capacity charges will be adjusted annually by OPUD to account for the inflation of construction and acquisition costs. In March each year, the proposed capacity charge programs will be adjusted by averaging the percentage change in the *Engineering News Record's* Construction Cost Index San Francisco index and 20-city average index for the 12-month period ending December the prior year.


District Clerk and ex-officio Secretary