

OLIVEHURST PUBLIC UTILITY DISTRICT

RESOLUTION NO. 2216

**RESOLUTION OF THE BOARD OF DIRECTORS
OF OLIVEHURST PUBLIC UTILITY DISTRICT
AUTHORIZING CONSOLIDATION AND INCREASE
IN WATER SYSTEM CAPACITY FEES**

WHEREAS, Olivehurst Public Utility District (“OPUD”) is a public utility district formed and existing under the provisions of Division 7 of the Public Utilities Code of the State of California; and

WHEREAS, The Board of Directors of OPUD has under consideration a change in the District’s schedule of capacity fees for treated water service from the District applicable to the Plumas Lake Specific Plan; and

WHEREAS, a capacity rate study was made public and accepted by the Board on January 21, 2010; and has been made available for public review for a period of at least ten (10) days; and

WHEREAS, the Board of Directors has, at a public meeting duly noticed, taken public comment upon and considered said Capacity Rate Study, and the budget data and information prepared by OPUD Staff and its Consultant, Economist and Planning System in support of proposed capacity fees; and

WHEREAS, the Board finds that an adjustment in capacity fees and charges to the amounts specified in Exhibit “A” hereof is necessary in order to consolidate the fees for both zones of Plumas Lake and secure payment of the costs of capacity already installed, and to be installed on the District’s water system to serve new connections; and

WHEREAS, the Board further finds that the consolidated and increased capacity fees are necessary in order to properly replace components of and as necessary upgrade the water system of the District and therefore said increases are exempt from the California Environmental Quality Act (CEQA); and


WHEREAS, the Board further finds that the consolidation of the water system serving the Plumas Lake Specific Plan Area, and the associated capacity fee, is necessary and in the public interest in order to reliably serve its customers and charge for the capital costs thereof.

NOW, THEREFORE, BE IT RESOLVED that the Board of Directors does hereby accept and approve the proposed schedule of rates and charges attached hereto as Exhibit "A."

BE IT FURTHER RESOLVED that this increase in water and sewer rates is exempt from CEQA in accordance with the provisions of Section 21080(b)(8) of the Public Resources Code of the State of California, said increase being necessary to recover the costs of past and future costs of construction of the capacity necessary to serve its customers in the Plumas Lake Specific Plan.


PASSED AND ADOPTED THIS 18th DAY OF FEBRUARY 2010.

OLIVEHURST PUBLIC UTILITY DISTRICT



President, Board of Directors
Olivehurst Public Utility District

ATTEST:



District Clerk & ex-officio Secretary

APPROVE AS TO FORM AND LEGAL SUFFICIENCY



Legal Counsel

* * * * *


I hereby certify that the foregoing is a full, true, and correct copy of an Ordinance duly adopted and passed by the Board of Directors of the Olivehurst Public Utility District, Yuba County, California, at a meeting thereof held on the 18th day of February 2010, by the following vote:

AYES, AND IN FAVOR THEREOF: DIRECTOR PATTY, HOLLIS,
DOUGHERTY AND MORRISON.

NOES : NONE.

ABSTAIN : NONE.

ABSENT : NONE.



District Clerk and ex-officio Secretary

**Exhibit A
OPUD Districtwide Water Capital Improvement Charge Report
Water Capital Improvement Charges**

Meter Size	Water Capital Improvement Costs	Capacity Charge Program Administrative Cost (3%)	Water Capital Improvement Charge
3/4" Meter	\$3,308	\$99	\$3,407
1" Meter	\$4,631	\$139	\$4,770
1.5" Meter	\$5,954	\$179	\$6,133
2" Meter	\$9,593	\$288	\$9,881
3" Meter	\$36,388	\$1,092	\$37,480
4" Meter	\$46,312	\$1,389	\$47,701
6" Meter	\$69,468	\$2,084	\$71,552


**Exhibit A
District Wide
Water System Capital Improvement Charges**

Effective March 18, 2011, Olivehurst Public Utility District Annual Fee Increases based on the Construction Cost Index (CCI):

CCI 3.85% for 2011

Meter Size	Cost Per Water EDU (2011 \$)	Administrative Cost (3.0%) (2011 \$)	Total Water Capital Improvement Charge (2011 \$)
3/4"	\$3,435	\$103	\$3,538
1"	\$4,809	\$144	\$4,954
1.5"	\$6,183	\$186	\$6,369
2"	\$9,962	\$299	\$10,261
3"	\$37,789	\$1,134	\$38,923
4"	\$48,095	\$1,442	\$49,537
6"	\$72,143	\$2,164	\$74,307

[1] The proposed capacity charges will be adjusted annually by OPUD to account for the inflation of construction and acquisition costs. In March each year, the proposed capacity charge programs will be adjusted by averaging the percentage change in the *Engineering News Record's* Construction Cost Index San Francisco index and 20-city average index for the 12-month period ending December the prior year.


 District Clerk and ex-officio Secretary

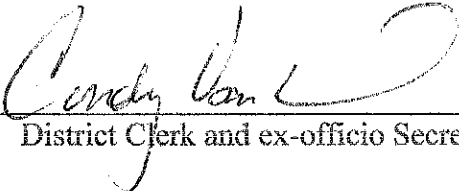
**Exhibit A
District Wide
Water System Capital Improvement Charges**

Effective March 1, 2012, Olivehurst Public Utility District Annual Fee Increases based on the Construction Cost Index (CCI):

CCI 1.64% for 2012

Meter Size	Cost Per Water EDU (2012 \$)	Administrative Cost (3.0%) (2012 \$)	Total Water Capital Improvement Charge (2012 \$)
3/4"	\$3,492	\$104	\$3,596
1"	\$4,888	\$147	\$5,035
1.5"	\$6,285	\$189	\$6,474
2"	\$10,126	\$304	\$10,430
3"	\$38,409	\$1,153	\$39,561
4"	\$48,884	\$1,466	\$50,350
6"	\$73,326	\$2,200	\$75,525

[1] The proposed capacity charges will be adjusted annually by OPUD to account for the inflation of construction and acquisition costs. In March each year, the proposed capacity charge programs will be adjusted by averaging the percentage change in the *Engineering News Record's* Construction Cost Index San Francisco index and 20-city average index for the 12-month period ending December the prior year.


 District Clerk and ex-officio Secretary


**Exhibit A
District Wide
Water System Capital Improvement Charges**

Effective March 1, 2013, Olivehurst Public Utility District Annual Fee Increases based on the Construction Cost Index (CCI):

CCI 2.05% for 2013

Meter	Cost Per Water EDU (2013 \$)	Administrative Cost (3.0%) (2013 \$)	Total Water Capital Improvement Charge (2013 \$)
Size			
3/4"	\$3,506	\$105	\$3,611
1"	\$4,908	\$147	\$5,055
1.5"	\$6,310	\$190	\$6,500
2"	\$10,167	\$305	\$10,472
3"	\$38,564	\$1,157	\$39,721
4"	\$49,081	\$1,472	\$50,553
6"	\$73,621	\$2,209	\$75,830

[1] The proposed capacity charges will be adjusted annually by OPUD to account for the inflation of construction and acquisition costs. In March each year, the proposed capacity charge programs will be adjusted by averaging the percentage change in the *Engineering News Record's* Construction Cost Index San Francisco index and 20-city average index for the 12-month period ending December the prior year.


 District Clerk and ex-officio Secretary

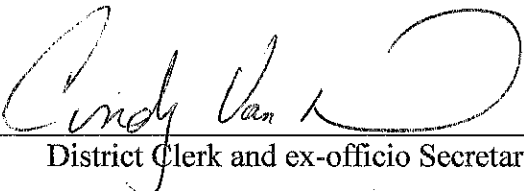
**Exhibit A
District Wide
Water System Capital Improvement Charges**

Effective March 1, 2014, Olivehurst Public Utility District Annual Fee Increases based on the Construction Cost Index (CCI):

CCI 3.98% for 2014

Meter	Cost Per Water EDU (2014 \$)	Administrative Cost (3.0%) (2014 \$)	Total Water Capital Improvement Charge (2014 \$)
Size			
3/4"	\$3,645	\$109	\$3,754
1"	\$5,103	\$153	\$5,256
1.5"	\$6,561	\$197	\$6,758
2"	\$10,571	\$317	\$10,888
3"	\$40,098	\$1,203	\$41,301
4"	\$51,034	\$1,531	\$52,565
6"	\$76,552	\$2,297	\$78,849

[1] The proposed capacity charges will be adjusted annually by OPUD to account for the inflation of construction and acquisition costs. In March each year, the proposed capacity charge programs will be adjusted by averaging the percentage change in the *Engineering News Record's* Construction Cost Index San Francisco index and 20-city average index for the 12-month period ending December the prior year.


 District Clerk and ex-officio Secretary

**Exhibit A
District Wide
Water System Capital Improvement Charges**

Effective March 1, 2015, Olivehurst Public Utility District Annual Fee Increases based on the Construction Cost Index (CCI):

CCI 1.47% for 2015

Meter Size	Cost Per Water EDU (2015 \$)	Administrative Cost (3.0%) (2015 \$)	Total Water Capital Improvement Charge (2015 \$)
3/4"	\$3,699	\$111	\$3,810
1"	\$5,178	\$155	\$5,333
1.5"	\$6,657	\$200	\$6,857
2"	\$10,726	\$322	\$11,048
3"	\$40,687	\$1,221	\$41,908
4"	\$51,784	\$1,554	\$53,338
6"	\$77,677	\$2,331	\$80,008

[1] The proposed capacity charges will be adjusted annually by OPUD to account for the inflation of construction and acquisition costs. In March each year, the proposed capacity charge programs will be adjusted by averaging the percentage change in the *Engineering News Record's* Construction Cost Index San Francisco index and 20-city average index for the 12-month period ending December the prior year.

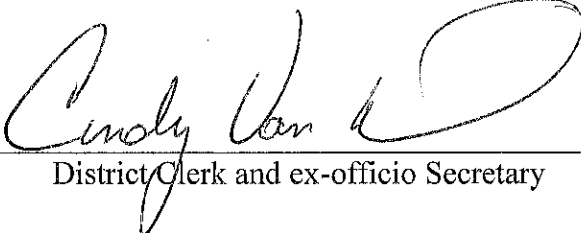

 District Clerk and ex-officio Secretary

Exhibit A
District Wide
Water System Capital Improvement Charges

Effective December 1, 2015, Olivehurst Public Utility District Fee Restructuring to Conform with Industry Standards:

Adoption of AWWA *Principles for Water Rates, Fees and Charges* Meter EDU Factors

Meter	Cost Per Water EDU	Administrative Cost (3.0%)	Total Water Capital Improvement Charge
Size			
3/4"	\$3,699	\$111	\$3,810
1"	\$6,165	\$185	\$6,350
1.5"	\$12,330	\$370	\$12,700
2"	\$19,728	\$592	\$20,320
3"	\$53,636	\$1,609	\$55,245
4"	\$92,475	\$2,774	\$95,249
6"	\$197,280	\$5,918	\$203,198
8"	\$345,240	\$10,357	\$355,597
10"	\$517,860	\$15,536	\$533,396

[1] The proposed capacity charges will be adjusted annually by OPUD to account for the inflation of construction and acquisition costs. In March each year, the proposed capacity charge programs will be adjusted by averaging the percentage change in the *Engineering News Record's* Construction Cost Index San Francisco index and 20-city average index for the 12-month period ending December the prior year.

Date Approved by OPUD Board of Directors: 11/19/2015

Elizabeth Mallen
District Clerk and ex-officio Secretary

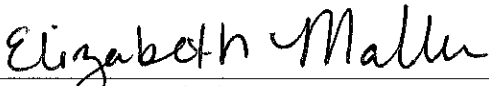
**Exhibit A
District Wide
Water System Capital Improvement Charges**

Effective March 1, 2016, Olivehurst Public Utility District Annual Fee Increases based on the Construction Cost Index (CCI):

CCI 2.1% for 2016

Meter	Cost Per Water EDU (2016 \$)	Administrative Cost (3.0%) (2016 \$)	Total Water Capital Improvement Charge (2016 \$)
Size			
3/4"	\$3,777	\$113	\$3,890
1"	\$6,294	\$189	\$6,483
1.5"	\$12,589	\$378	\$12,967
2"	\$20,142	\$604	\$20,746
3"	\$54,762	\$1,643	\$56,405
4"	\$94,417	\$2,832	\$97,249
6"	\$201,423	\$6,042	\$207,465
8"	\$352,490	\$10,574	\$363,064
10"	\$528,735	\$15,862	\$544,597

[1] The proposed capacity charges will be adjusted annually by OPUD to account for the inflation of construction and acquisition costs. In March each year, the proposed capacity charge programs will be adjusted by averaging the percentage change in the *Engineering News Record's* Construction Cost Index San Francisco index and 20-city average index for the 12-month period ending December the prior year.


District Clerk and ex-officio Secretary