

Olivehurst Public Utility District



Agenda Item Staff Report

Meeting Date: February 19, 2026

Item description/summary:

OPUD's water and sewer capacity fees each have a clause for increasing the fee due to inflation. The clauses all use the Construction Cost Index (CCI) for 20 cities plus San Francisco published in the Engineering News and Record. Per the CCI for 20 cities plus San Francisco published in the Engineering News Record for the twelve-month period of December 2024 through December 2025, the annual increase adjustments for water and wastewater capacity fees for inflation is 2.09% (see attached memo from EPS). My field experience during this period for construction costs is consistent with this data. Each year at this time the Board is asked to approve the fee increase to meet inflation.

Fiscal Analysis:

Failure to adjust for increases in construction cost will result in a negative consequence. If the OPUD capacity fees don't keep pace with construction cost increases, then the funding available will not be sufficient to build the facilities identified in the respective nexus studies.

Sample Motion/Staff Recommendation:

Recommended
Move to authorize annual CCI rate increase under Exhibit A to the following Resolutions: Resolution No. 2065 Resolution No. 2110, Resolution No. 2067 Resolution No. 2112 Resolution No. 2119; Resolution No. 2115 Resolution No. 2215 and Resolution No. 2216.

Prepared by:

Name, Title
John C. Tillotson, P.E., General Manager

MEMORANDUM

To: John Tillotson, OPUD
Swarnjit Boyal, OPUD

From: Russ Powell

Subject: 2026 Annual Inflation Adjustment for Water and
Sewer Capacity Charges; EPS #18550

Date: January 20, 2026

The Economics of Land Use



The attached table shows the 2026 annual inflation adjustment for the Olivehurst Public Utility District (OPUD) Water and Sewer Capacity Charge Programs.

Table 1 calculates the inflation rate to be applied. It is based on the average of the percentage change in the Engineering News-Record 20-City Construction Cost Index and the percentage change in the San Francisco Construction Cost Index from December 2024 to December 2025. Applying this methodology, the inflation rate adjustment is 2.09 percent.

Please call (916) 649-8010 if you have questions regarding this development impact fee escalation information.

*Economic & Planning Systems, Inc.
455 Capitol Mall, Suite 701
Sacramento, CA 95814
916 649 8010 tel
916 649 2070 fax*

*Oakland
Sacramento
Denver
Los Angeles*

www.epsys.com

Table 1
Olivehurst Public Utility District Fee Inflation
Summary of ENR Cost Indexes for December 2024 - Update to 2025 \$

2026 \$

City	Construction Cost Index		
	Dec. '24 Index	Dec. '25 Index	% Change
20-City Average	13,632	14,118	3.57%
San Francisco Index	15,413	15,509	0.62%
Average of 20-City Average and San Francisco Index			2.09%

enr_2026

2026 INFLATION ADJUSTMENT	2.09%
----------------------------------	--------------

OLIVEHURST PUBLIC UTILITY DISTRICT

RESOLUTION NO. 2065

RESOLUTION OF THE BOARD OF DIRECTORS OF OLIVEHURST PUBLIC UTILITY DISTRICT PROVIDING FOR AND ESTABLISHING A CAPACITY CHARGE FOR THE SEWER COLLECTION SYSTEM AND NECESSARY EXPANSIONS AND IMPROVEMENTS THEREOF

WHEREAS, the Board of Directors of Olivehurst Public Utility District (“District”) owns and operates a Sewer Collection System; and

WHEREAS, the District is experiencing tremendous growth and development within an area which has been, or will be, annexed to the District known as the Plumas Lake Specific Plan Area (“PLSPA”); and

WHEREAS, in order to provide for the sewage collection system requirements of the Plumas Lake Specific Plan Area, substantial collection facilities have been, and will be, installed and dedicated to the District; and

WHEREAS, the Board of Directors wishes to establish by resolution the capacity fee required for the connection of all customers in the differing cost zones of the PLSPA to its Sewer Collection System; and

WHEREAS, the charges established herein are required in order to finance, directly, or through credits to Developers, the necessary construction and expansion of sewerage needed to meet the sewer collection requirements throughout the PLSPA; and

WHEREAS, the capacity rates set forth in Exhibit “A” are established for the South Zone of the PLSPA and are approved and authorized in accordance with the provisions of Section 66013, et seq. of the Government Code of the State of California; and

WHEREAS, the capacity fee established herein is required to meet the financial reserve needs and requirements of the District and to obtain funds for capital projects necessary to maintain services within the District or to reimburse other persons or entities for their approved costs in construction. Portions of the collection system dedicated to the District are therefore exempt from the requirements of the California Environmental Quality Act in accordance with Public Resources Code Section 21080(b)(8)(C) and (D).

NOW, THEREFORE, BE IT RESOLVED by the Board of Directors of Olivehurst Public Utility District that it does hereby establish and approve a sewer collection system capacity fee, payable prior to issuance of a building permit, for connection to its Sewer Collection System within the PLSPA – South Zone – in the amount and under the terms and conditions set forth in Exhibit “A,” attached hereto, which Exhibit “A” shall constitute the District’s Sewer Collection System Capacity Fee Tariff – South Zone.

BE IT FURTHER RESOLVED that Sewer Collection System capacity fees set forth in Exhibit "A" are based on the costs of construction of the required improvements and are found reasonable and necessary for the District in accordance with reports and studies prepared by Economic Planning Systems, Inc., dated August 4, 2003, and updated February 19, 2004, which reports have been duly adopted and approved by the Board of Directors of Olivehurst Public Utility District.

BE IT FURTHER RESOLVED that the Board does find that establishment of the Sewer Collection System capacity charges herein is exempt from the provisions of the California Environmental Quality Act under Section 21080(b) of the California Public Resource Code.

BE IT FURTHER RESOLVED that said schedule of sewer collection system capacity fee rates and charges shall be subject to the annual inflation adjustment described in Exhibit "A" and shall further be subject to change in base rates determined necessary by the Board of Directors of Olivehurst Public Utility District.

BE IT FURTHER RESOLVED that the District may grant credits against the fees otherwise owed (excluding the administrative cost component of said fee) when a person or entity, otherwise obligated to pay said fee(s) has installed collection system facilities upon which said fee is based, in accordance with District rules.

PASSED AND ADOPTED this 19th day of February 2004.

OLIVEHURST PUBLIC UTILITY DISTRICT

President, Board of Directors

ATTEST:

Deputy Clerk & ex-officio Secretary

APPROVED AS TO FORM AND LEGAL
SUFFICIENCY

Jeffrey A. Meith, Legal Counsel

* * * * *

I hereby certify that the foregoing is a full, true and correct copy of a Resolution duly adopted and passed by the Board of Directors of the Olivehurst Public Utility District, Yuba County, California, at a meeting thereof held on the 19th day of February, 2004, by the following vote:

AYES, AND IN FAVOR THEREOF:	Director Patty, Donahue, Brown, and Miller.
NOES	: None.
ABSTAIN	: None.
ABSENT	: Director Carpenter.

Deputy Clerk & ex-officio Secretary

Exhibit A
Plumas Lake Specific Plan
Sewer Collection System Fees - South Zone [1]

Land Use	Sewer Collection System Cost (2003 \$)	Administrative Cost (3.0%) (2003 \$)	Total Sewer Collection System Fee (2003 \$)
Residential	Per Unit	Per Unit	Per Unit
Single Family	\$1,626	\$49	\$1,674
Multi-Family	\$1,219	\$37	\$1,256
Non-Residential	Per Acre	Per Acre	Per Acre
Commercial	\$9,748	\$292	\$10,040
Business Park	\$9,748	\$292	\$10,040
Schools	\$3,899	\$117	\$4,016

[1] Fees will be subject to an annual inflation adjustment. Annual inflation adjustment means that in March of each calendar year, the fee will be adjusted by the average of the 20-Cities and San Francisco Construction Cost Index as reported in the Engineering News Record for the twelve month period ending December of the prior calendar year.

OLIVEHURST PUBLIC UTILITY DISTRICT

RESOLUTION NO. 2110

**RESOLUTION OF THE BOARD OF DIRECTORS OF
OLIVEHURST PUBLIC UTILITY DISTRICT
AUTHORIZING ANNUAL CHANGE IN THE CAPACITY CHARGE
FOR THE SEWER COLLECTION SYSTEM AND NECESSARY
EXPANSIONS AND IMPROVEMENTS THEREOF**

WHEREAS, the Board of Directors of Olivehurst Public Utility District (OPUD) did, on February 19, 2004 adopt Resolution No. 2065; and

WHEREAS, said resolution, by its terms, provides for an annual adjustment, in March, reflective of changes in costs for the construction of the facilities referenced therein by a factor equal to the average of the 20 Cities and the San Francisco Construction Cost Index as reported in the Engineering News Record for the 12-month period ending December of the immediately prior calendar year; and

WHEREAS, the Board of Directors did, on February 16, 2006, receive a report from Economic Planning Systems (EPS) outlining the changes in said indexes and recommending an adjustment of the rates established in Exhibit A of Resolution No. 2065 as set forth therein; and

WHEREAS, the Board has considered information provided by its staff confirming that actual cost increases for comparable facilities experienced in the District is equal or greater than the cost experience through said index.

NOW, THEREFORE, the Board of Directors of the Olivehurst Public Utility District does resolve that, effective March 2, 2006, the rates set forth in Exhibit A to Resolution No. 2065 shall be changed as described on Exhibit A hereof.

BE IT FURTHER RESOLVED that the amended rates are required in order to recover for the District the actual costs to repair, replace and reconstruct its utility infrastructure.

BE IT FURTHER RESOLVED that, effective March 2, 2006, Exhibit A attached hereto shall be substituted for and attached to Resolution No. 2065 as the currently effective rates until further order of the Board.

PASSED AND ADOPTED THIS 2nd DAY OF MARCH 2006.

OLIVEHURST PUBLIC UTILITY DISTRICT

President, Board of Directors
Olivehurst Public Utility District

ATTEST:

District Clerk & ex-officio Secretary

APPROVE AS TO FORM AND LEGAL
SUFFICIENCY

Legal Counsel

* * * * *

I hereby certify that the foregoing is a full, true and correct copy of a Resolution duly adopted and passed by the Board of Directors of the Olivehurst Public Utility District, Yuba County, California, at a meeting thereof held on the 2nd day of March 2006, by the following vote:

AYES, AND IN FAVOR THEREOF:	:	Director Morrison, Carpenter, Hollis, and Patty.
NOES	:	None.
ABSTAIN	:	None.
ABSENT	:	Director Miller.

District Clerk and ex-officio Secretary

Exhibit A
Plumas Lake Specific Plan South Zone
Sewer Collection System Capital Improvement Charges

Effective March 2, 2006, Olivehurst Public Utility District Annual Fee Increases based on the Construction Cost Index (CCI):

CCI 3.74% for 2006

Meter	2005 Fee	Sewer Collection System Cost (2006 \$)	Administrative Cost (3.0%) (2006 \$)	Total Sewer Collection System Capital Improvement Charge (2006 \$)
Fee Type				
Single Family Per EDU	\$1,787	\$1,800	\$54	\$1,854
Multi-Family Per EDU	\$1,340	\$1,349	\$41	\$1,390
Commercial/ Bus Park Per Acre	\$10,713	\$10,790	\$323	\$11,113
Schools Per Acre	\$4,285	\$4,316	\$130	\$4,445

[1] The proposed capacity charges will be adjusted annually by OPUD to account for the inflation of construction and acquisition costs. In March each year, the proposed capacity charge programs will be adjusted by averaging the percentage change in the *Engineering News Record's* Construction Cost Index San Francisco index and 20-city average index for the 12-month period ending December the prior year.

District Clerk and ex-officio Secretary

Exhibit A
Plumas Lake Specific Plan South Zone
Sewer Collection System Capital Improvement Charges

Effective March 1, 2007, Olivehurst Public Utility District Annual Fee Increases based on the Construction Cost Index (CCI):

CCI 5.39% for 2007

Meter	Sewer Collection System Cost (2007 \$)	Administrative Cost (3.0%) (2007 \$)	Total Sewer Collection System Capital Improvement Charge (2007 \$)
Fee Type			
Single Family Per EDU	\$1,897	\$57	\$1,954
Multi-Family Per EDU	\$1,422	\$43	\$1,465
 Commercial/ Bus Park Per Acre	 \$11,372	 \$341	 \$11,712
Schools Per Acre	\$4,548	\$136	\$4,685

[1] The proposed capacity charges will be adjusted annually by OPUD to account for the inflation of construction and acquisition costs. In March each year, the proposed capacity charge programs will be adjusted by averaging the percentage change in the *Engineering News Record's* Construction Cost Index San Francisco index and 20-city average index for the 12-month period ending December the prior year.

District Clerk and ex-officio Secretary

Exhibit A
Plumas Lake Specific Plan South Zone
Sewer Collection System Capital Improvement Charges

Effective March 1, 2008, Olivehurst Public Utility District Annual Fee Increases based on the Construction Cost Index (CCI):

CCI 1.41% for 2008

Meter	Sewer Collection System Cost (2008 \$)	Administrative Cost (3.0%) (2008 \$)	Total Sewer Collection System Capital Improvement Charge (2008 \$)
Fee Type			
Single Family Per EDU	\$1,924	\$58	\$1,982
Multi-Family Per EDU	\$1,442	\$44	\$1,486
Commercial/ Bus Park Per Acre	\$11,532	\$345	\$11,877
Schools Per Acre	\$4,613	\$138	\$4,751

[1] The proposed capacity charges will be adjusted annually by OPUD to account for the inflation of construction and acquisition costs. In March each year, the proposed capacity charge programs will be adjusted by averaging the percentage change in the *Engineering News Record's* Construction Cost Index San Francisco index and 20-city average index for the 12-month period ending December the prior year.

District Clerk and ex-officio Secretary

Exhibit A
Plumas Lake Specific Plan South Zone
Sewer Collection System Capital Improvement Charges

Effective March 1, 2009, Olivehurst Public Utility District Annual Fee Increases based on the Construction Cost Index (CCI):

CCI 6.41% for 2009

Meter	Sewer Collection System Cost (2009 \$)	Administrative Cost (3.0%) (2009 \$)	Total Sewer Collection System Capital Improvement Charge (2009 \$)
Fee Type			
Single Family Per EDU	\$2,047	\$62	\$2,109
Multi-Family Per EDU	\$1,535	\$47	\$1,581
Commercial/ Bus Park Per Acre	\$12,271	\$368	\$12,639
Schools Per Acre	\$4,908	\$147	\$5,056

[1] The proposed capacity charges will be adjusted annually by OPUD to account for the inflation of construction and acquisition costs. In March each year, the proposed capacity charge programs will be adjusted by averaging the percentage change in the *Engineering News Record's* Construction Cost Index San Francisco index and 20-city average index for the 12-month period ending December the prior year.

District Clerk and ex-officio Secretary

Exhibit A
Plumas Lake Specific Plan South Zone
Sewer Collection System Capital Improvement Charges

Effective March 1, 2010, Olivehurst Public Utility District Annual Fee Increases based on the Construction Cost Index (CCI):

CCI 0.22% for 2010

Meter	Sewer Collection System Cost (2010 \$)	Administrative Cost (3.0%) (2010 \$)	Total Sewer Collection System Capital Improvement Charge (2010 \$)
Fee Type			
Single Family Per EDU	\$2,051	\$62	\$2,113
Multi-Family Per EDU	\$1,538	\$47	\$1,585
Commercial/ Bus Park Per Acre	\$12,298	\$368	\$12,667
Schools Per Acre	\$4,919	\$148	\$5,067

[1] The proposed capacity charges will be adjusted annually by OPUD to account for the inflation of construction and acquisition costs. In March each year, the proposed capacity charge programs will be adjusted by averaging the percentage change in the *Engineering News Record's* Construction Cost Index San Francisco index and 20-city average index for the 12-month period ending December the prior year.

District Clerk and ex-officio Secretary

Exhibit A
Plumas Lake Specific Plan South Zone
Sewer Collection System Capital Improvement Charges

Effective March 18, 2011, Olivehurst Public Utility District Annual Fee Increases based on the Construction Cost Index (CCI):

CCI 3.85% for 2011

Meter	Sewer Collection System Cost (2011 \$)	Administrative Cost (3.0%) (2011 \$)	Total Sewer Collection System Capital Improvement Charge (2011 \$)
Fee Type			
Single Family Per EDU	\$2,130	\$64	\$2,195
Multi-Family Per EDU	\$1,597	\$48	\$1,646
Commercial/ Bus Park Per Acre	\$12,772	\$383	\$13,154
Schools Per Acre	\$5,108	\$153	\$5,262

[1] The proposed capacity charges will be adjusted annually by OPUD to account for the inflation of construction and acquisition costs. In March each year, the proposed capacity charge programs will be adjusted by averaging the percentage change in the *Engineering News Record's* Construction Cost Index San Francisco index and 20-city average index for the 12-month period ending December the prior year.

District Clerk and ex-officio Secretary

Exhibit A
Plumas Lake Specific Plan South Zone
Sewer Collection System Capital Improvement Charges

Effective March 1, 2012, Olivehurst Public Utility District Annual Fee Increases based on the Construction Cost Index (CCI):

CCI 1.64% for 2012

Meter	Sewer Collection System Cost (2012 \$)	Administrative Cost (3.0%) (2012 \$)	Total Sewer Collection System Capital Improvement Charge (2012 \$)
Fee Type			
Single Family Per EDU	\$2,165	\$66	\$2,231
Multi-Family Per EDU	\$1,623	\$50	\$1,673
Commercial/ Bus Park Per Acre	\$12,981	\$389	\$13,370
Schools Per Acre	\$5,192	\$156	\$5,348

[1] The proposed capacity charges will be adjusted annually by OPUD to account for the inflation of construction and acquisition costs. In March each year, the proposed capacity charge programs will be adjusted by averaging the percentage change in the *Engineering News Record's* Construction Cost Index San Francisco index and 20-city average index for the 12-month period ending December the prior year.

District Clerk and ex-officio Secretary

Exhibit A
Plumas Lake Specific Plan South Zone
Sewer Collection System Capital Improvement Charges

Effective March 1, 2013, Olivehurst Public Utility District Annual Fee Increases based on the Construction Cost Index (CCI):

CCI 2.05% for 2013

Meter	Sewer Collection System Cost (2013 \$)	Administrative Cost (3.0%) (2013 \$)	Total Sewer Collection System Capital Improvement Charge (2013 \$)
Fee Type			
Single Family Per EDU	\$2,209	\$67	\$2,276
Multi-Family Per EDU	\$1,656	\$51	\$1,707
Commercial/ Bus Park Per Acre	\$13,247	\$397	\$13,644
Schools Per Acre	\$5,299	\$159	\$5,458

[1] The proposed capacity charges will be adjusted annually by OPUD to account for the inflation of construction and acquisition costs. In March each year, the proposed capacity charge programs will be adjusted by averaging the percentage change in the *Engineering News Record's* Construction Cost Index San Francisco index and 20-city average index for the 12-month period ending December the prior year.

District Clerk and ex-officio Secretary

Exhibit A
Plumas Lake Specific Plan South Zone
Sewer Collection System Capital Improvement Charges

Effective March 1, 2014, Olivehurst Public Utility District Annual Fee Increases based on the Construction Cost Index (CCI):

CCI 3.98% for 2014

Meter	Sewer Collection System Cost (2014 \$)	Administrative Cost (3.0%) (2014 \$)	Total Sewer Collection System Capital Improvement Charge (2014 \$)
Fee Type			
Single Family Per EDU	\$2,297	\$70	\$2,367
Multi-Family Per EDU	\$1,722	\$53	\$1,775
Commercial/ Bus Park Per Acre	\$13,775	\$413	\$14,188
Schools Per Acre	\$5,510	\$165	\$5,675

[1] The proposed capacity charges will be adjusted annually by OPUD to account for the inflation of construction and acquisition costs. In March each year, the proposed capacity charge programs will be adjusted by averaging the percentage change in the *Engineering News Record's* Construction Cost Index San Francisco index and 20-city average index for the 12-month period ending December the prior year.

District Clerk and ex-officio Secretary

Exhibit A
Plumas Lake Specific Plan South Zone
Sewer Collection System Capital Improvement Charges

Effective March 1, 2015, Olivehurst Public Utility District Annual Fee Increases based on the Construction Cost Index (CCI):

CCI 1.47% for 2015

Meter	Sewer Collection System Cost (2015 \$)	Administrative Cost (3.0%) (2015 \$)	Total Sewer Collection System Capital Improvement Charge (2015 \$)
Fee Type			
Single Family Per EDU	\$2,331	\$71	\$2,402
Multi-Family Per EDU	\$1,748	\$54	\$1,802
Commercial/ Bus Park Per Acre	\$13,977	\$419	\$14,396
Schools Per Acre	\$5,591	\$172	\$5,763

[1] The proposed capacity charges will be adjusted annually by OPUD to account for the inflation of construction and acquisition costs. In March each year, the proposed capacity charge programs will be adjusted by averaging the percentage change in the *Engineering News Record's* Construction Cost Index San Francisco index and 20-city average index for the 12-month period ending December the prior year.

District Clerk and ex-officio Secretary

Exhibit A
Plumas Lake Specific Plan South Zone
Sewer Collection System Capital Improvement Charges

Effective March 1, 2016, Olivehurst Public Utility District Annual Fee Increases based on the Construction Cost Index (CCI):

CCI 2.1% for 2016

Meter	Sewer Collection System Cost (2016 \$)	Administrative Cost (3.0%) (2016 \$)	Total Sewer Collection System Capital Improvement Charge (2016 \$)
Fee Type			
Single Family Per EDU	\$2,380	\$73	\$2,452
Multi-Family Per EDU	\$1,785	\$56	\$1,840
Commercial/ Bus Park Per Acre	\$14,271	\$428	\$14,699
Schools Per Acre	\$5,708	\$176	\$5,884

[1] The proposed capacity charges will be adjusted annually by OPUD to account for the inflation of construction and acquisition costs. In March each year, the proposed capacity charge programs will be adjusted by averaging the percentage change in the *Engineering News Record's* Construction Cost Index San Francisco index and 20-city average index for the 12-month period ending December the prior year.

District Clerk and ex-officio Secretary

Exhibit A
Plumas Lake Specific Plan South Zone
Sewer Collection System Capital Improvement Charges

Effective March 1, 2017, Olivehurst Public Utility District Annual Fee Increases based on the Construction Cost Index (CCI):

CCI 3.99% for 2017

Meter	Sewer Collection System Cost (2017 \$)	Administrative Cost (3.0%) (2017 \$)	Total Sewer Collection System Capital Improvement Charge (2017 \$)
Fee Type			
Single Family Per EDU	\$2,452	\$74	\$2,549
Multi-Family Per EDU	\$1,856	\$57	\$1,913
Commercial/ Bus Park Per Acre	\$14,840	\$445	\$15,285
Schools Per Acre	\$5,936	\$183	\$6,119

[1] The proposed capacity charges will be adjusted annually by OPUD to account for the inflation of construction and acquisition costs. In March each year, the proposed capacity charge programs will be adjusted by averaging the percentage change in the *Engineering News Record's* Construction Cost Index San Francisco index and 20-city average index for the 12-month period ending December the prior year.

District Clerk and ex-officio Secretary

Exhibit A
Plumas Lake Specific Plan South Zone
Sewer Collection System Capital Improvement Charges

Effective March 1, 2018, Olivehurst Public Utility District Annual Fee Increases based on the Construction Cost Index (CCI):

CCI 3.37% for 2017

Meter	Sewer Collection System Cost (2018 \$)	Administrative Cost (3.0%) (2018 \$)	Total Sewer Collection System Capital Improvement Charge (2018 \$)
Fee Type			
Single Family Per EDU	\$2,558	\$78	\$2,636
Multi-Family Per EDU	\$1,919	\$59	\$1,978
Commercial/ Bus Park Per Acre	\$15,340	\$460	\$15,800
Schools Per Acre	\$6,136	\$189	\$6,325

[1] The proposed capacity charges will be adjusted annually by OPUD to account for the inflation of construction and acquisition costs. In March each year, the proposed capacity charge programs will be adjusted by averaging the percentage change in the *Engineering News Record's* Construction Cost Index San Francisco index and 20-city average index for the 12-month period ending December the prior year.

District Clerk and ex-officio Secretary

Exhibit A
Plumas Lake Specific Plan South Zone
Sewer Collection System Capital Improvement Charges

Effective March 1, 2019, Olivehurst Public Utility District Annual Fee Increases based on the Construction Cost Index (CCI):

CCI 1.85% for 2019

Meter	Sewer Collection System Cost (2019 \$)	Administrative Cost (3.0%) (2019 \$)	Total Sewer Collection System Capital Improvement Charge (2019 \$)
Fee Type			
Single Family Per EDU	\$2,605	\$77	\$2,683
Multi-Family Per EDU	\$1,955	\$60	\$2,015
Commercial/ Bus Park Per Acre	\$15,624	\$469	\$16,092
Schools Per Acre	\$6,250	\$192	\$6,442

[1] The proposed capacity charges will be adjusted annually by OPUD to account for the inflation of construction and acquisition costs. In March each year, the proposed capacity charge programs will be adjusted by averaging the percentage change in the *Engineering News Record's* Construction Cost Index San Francisco index and 20-city average index for the 12-month period ending December the prior year.

District Clerk and ex-officio Secretary

Exhibit A
Plumas Lake Specific Plan South Zone
Sewer Collection System Capital Improvement Charges

Effective March 1, 2020, Olivehurst Public Utility District Annual Fee Increases based on the Construction Cost Index (CCI):

CCI 3.56% for 2020

Meter	Sewer Collection System Cost (2020 \$)	Administrative Cost (3.0%) (2020 \$)	Total Sewer Collection System Capital Improvement Charge (2020 \$)
Fee Type			
Single Family Per EDU	\$2,698	\$80	\$2,778
Multi-Family Per EDU	\$2,032	\$62	\$2,094
Commercial/ Bus Park Per Acre	\$16,180	\$485	\$16,665
Schools Per Acre	\$6,472	\$199	\$6,671

[1] The proposed capacity charges will be adjusted annually by OPUD to account for the inflation of construction and acquisition costs. In March each year, the proposed capacity charge programs will be adjusted by averaging the percentage change in the *Engineering News Record's* Construction Cost Index San Francisco index and 20-city average index for the 12-month period ending December the prior year.

District Clerk and ex-officio Secretary

Exhibit A
Plumas Lake Specific Plan South Zone
Sewer Collection System Capital Improvement Charges

Effective March 1, 2021, Olivehurst Public Utility District Annual Fee Increases based on the Construction Cost Index (CCI):

CCI 2.66% for 2021

Meter	Sewer Collection System Cost (2021 \$)	Administrative Cost (3.0%) (2021 \$)	Total Sewer Collection System Capital Improvement Charge (2021 \$)
Fee Type			
Single Family Per EDU	\$2,770	\$82	\$2,852
Multi-Family Per EDU	\$2,086	\$64	\$2,150
 Commercial/ Bus Park Per Acre	 \$16,610	 \$498	 \$17,108
Schools Per Acre	\$6,644	\$204	\$6,848

[1] The proposed capacity charges will be adjusted annually by OPUD to account for the inflation of construction and acquisition costs. In March each year, the proposed capacity charge programs will be adjusted by averaging the percentage change in the *Engineering News Record's* Construction Cost Index San Francisco index and 20-city average index for the 12-month period ending December the prior year.

District Clerk and ex-officio Secretary

Exhibit A
Plumas Lake Specific Plan South Zone
Sewer Collection System Capital Improvement Charges

Effective March 1, 2022, Olivehurst Public Utility District Annual Fee Increases based on the Construction Cost Index (CCI):

CCI 7.70% for 2022

Meter	Sewer Collection System Cost (2022 \$)	Administrative Cost (3.0%) (2022 \$)	Total Sewer Collection System Capital Improvement Charge (2022 \$)
Fee Type			
Single Family Per EDU	\$2,983	\$89	\$3,072
Multi-Family Per EDU	\$2,247	\$67	\$2,314
Commercial/ Bus Park Per Acre	\$17,889	\$537	\$18,426
Schools Per Acre	\$7,156	\$215	\$7,371

[1] The proposed capacity charges will be adjusted annually by OPUD to account for the inflation of construction and acquisition costs. In March each year, the proposed capacity charge programs will be adjusted by averaging the percentage change in the *Engineering News Record's* Construction Cost Index San Francisco index and 20-city average index for the 12-month period ending December the prior year.

District Clerk and ex-officio Secretary

Exhibit A
Plumas Lake Specific Plan South Zone
Sewer Collection System Capital Improvement Charges

Effective March 1, 2023, Olivehurst Public Utility District Annual Fee Increases based on the Construction Cost Index (CCI):

CCI 5.41% for 2023

Meter	Sewer Collection System Cost (2023 \$)	Administrative Cost (3.0%) (2023 \$)	Total Sewer Collection System Capital Improvement Charge (2023 \$)
Fee Type			
Single Family Per EDU	\$3,144	\$93	\$3,237
Multi-Family Per EDU	\$2,369	\$73	\$2,442
Commercial/ Bus Park Per Acre	\$18,857	\$565	\$19,422
Schools Per Acre	\$7,543	\$232	\$7,775

[1] The proposed capacity charges will be adjusted annually by OPUD to account for the inflation of construction and acquisition costs. In March each year, the proposed capacity charge programs will be adjusted by averaging the percentage change in the *Engineering News Record's* Construction Cost Index San Francisco index and 20-city average index for the 12-month period ending December the prior year.

District Clerk and ex-officio Secretary

Exhibit A
Plumas Lake Specific Plan South Zone
Sewer Collection System Capital Improvement Charges

Effective March 1, 2024, Olivehurst Public Utility District Annual Fee Increases based on the Construction Cost Index (CCI):

CCI 3.08% for 2024

Meter	Sewer Collection System Cost (2024 \$)	Administrative Cost (3.0%) (2024 \$)	Total Sewer Collection System Capital Improvement Charge (2024 \$)
Fee Type			
Single Family Per EDU	\$3,241	\$96	\$3,337
Multi-Family Per EDU	\$2,442	\$75	\$2,517
Commercial/ Bus Park Per Acre	\$19,438	\$582	\$20,020
Schools Per Acre	\$7,775	\$239	\$8,014

[1] The proposed capacity charges will be adjusted annually by OPUD to account for the inflation of construction and acquisition costs. In March each year, the proposed capacity charge programs will be adjusted by averaging the percentage change in the *Engineering News Record's* Construction Cost Index San Francisco index and 20-city average index for the 12-month period ending December the prior year.

District Clerk and ex-officio Secretary

Exhibit A
Plumas Lake Specific Plan South Zone
Sewer Collection System Capital Improvement Charges

Effective March 1, 2025, Olivehurst Public Utility District Annual Fee Increases based on the Construction Cost Index (CCI):

CCI 0.47% for 2025

Meter	Sewer Collection System Cost (2025 \$)	Administrative Cost (3.0%) (2025 \$)	Total Sewer Collection System Capital Improvement Charge (2025 \$)
Fee Type			
Single Family Per EDU	\$3,256	\$96	\$3,352
Multi-Family Per EDU	\$2,453	\$75	\$2,528
Commercial/ Bus Park Per Acre	\$19,529	\$585	\$20,114
Schools Per Acre	\$7,812	\$240	\$8,052

[1] The proposed capacity charges will be adjusted annually by OPUD to account for the inflation of construction and acquisition costs. In March each year, the proposed capacity charge programs will be adjusted by averaging the percentage change in the *Engineering News Record's* Construction Cost Index San Francisco index and 20-city average index for the 12-month period ending December the prior year.

District Clerk and ex-officio Secretary

Exhibit A
Plumas Lake Specific Plan South Zone
Sewer Collection System Capital Improvement Charges

Effective March 1, 2026, Olivehurst Public Utility District Annual Fee Increases based on the Construction Cost Index (CCI):

CCI 2.09% for 2026

Meter	Sewer Collection System Cost (2026 \$)	Administrative Cost (3.0%) (2026 \$)	Total Sewer Collection System Capital Improvement Charge (2026 \$)
Fee Type			
Single Family Per EDU	\$3,324	\$98	\$3,422
Multi-Family Per EDU	\$2,504	\$77	\$2,581
Commercial/ Bus Park Per Acre	\$19,937	\$597	\$20,534
Schools Per Acre	\$7,975	\$245	\$8,220

[1] The proposed capacity charges will be adjusted annually by OPUD to account for the inflation of construction and acquisition costs. In March each year, the proposed capacity charge programs will be adjusted by averaging the percentage change in the *Engineering News Record's* Construction Cost Index San Francisco index and 20-city average index for the 12-month period ending December the prior year.

District Clerk and ex-officio Secretary

OLIVEHURST PUBLIC UTILITY DISTRICT

RESOLUTION NO. 2067

**RESOLUTION OF THE BOARD OF DIRECTORS OF
OLIVEHURST PUBLIC UTILITY DISTRICT
CHANGING THE TREATMENT PLANT CAPACITY CHARGE FOR
THE WASTEWATER TREATMENT PLANT**

WHEREAS, the Board of Directors of Olivehurst Public Utility District (“District”) did on January 15, 2004, adopt Resolution No. 2062, which established a Treatment Plant capacity charge for the District’s Wastewater Treatment Plant (WWTP), including funds to provide for the necessary expansion and improvement thereof; and

WHEREAS, further review of the estimates of cost of the construction of the expanded WWTP confirms that said rate should be changed to reflect estimated higher construction costs; and

WHEREAS, at its regular meeting held on February 19, 2004, the District’s consulting engineer supplied the data and information supporting the amount of the increased cost, and the proposed increased rate, was provided to the public and said data and information has further been available to the public at the offices of the District at least ten (10) days prior to this meeting; and

WHEREAS, the Board of Directors, at the open and regularly scheduled public meeting of the District held on March 18, 2004, has considered oral or written presentations to be made with respect to said increase; and

WHEREAS, the Board shall be required to sell bonds issued as part of a Mello-Roos Community Facilities District to finance said improvements; and

WHEREAS, upon the sale of the bonds, a higher capacity charge for connection to the WWTP shall be required in order to pay the additional financing, administrative, and issuance cost of said bonds; and

WHEREAS, data and information indicating the amount of said additional costs required

to fund the improvement and expansion of the sewer treatment plant in the event of such bond sale was supplied by Economic and Planning Systems, Inc. and has been on file with and available to the public since February 17, 2004; and

WHEREAS, the Board, at its regularly scheduled meeting of March 18, 2004, considered oral and written comments regarding the higher rates required after the sale of bonds; and

WHEREAS, the Board of Directors must amend the Sewer Treatment Plant Capacity Fee Tariff established in Resolution No. 2062; and

WHEREAS, the increase sewer treatment capacity fees established herein are required to meet the financial reserve needs and requirements of the District, and to obtain funds for the capital project known as the Sewer Treatment Plant Expansion in order to allow the District to continue to maintain sewer service within the District and, therefore, said increases are exempt from the requirements of the California Environmental Quality Act in accordance with Public Resources Code Section 21080(b)(8)(C) and (D).

NOW, THEREFORE, BE IT RESOLVED by the Board of Directors of Olivehurst Public Utility District that it does hereby authorize an increase in the sewer treatment plant capacity fee for a connection to the Wastewater Treatment Plant set forth in Exhibit A, attached hereto, to be effective March 18, 2004.

BE IT FURTHER RESOLVED that upon the date at which the District passes its resolution authorizing the sale of bonds for the Community Facilities District to fund said WWTP expansion, the revised Sewer Treatment Plant Capacity Fee Tariff representing the higher cost of treatment plant capacity fee based on the issuance, financing, and other costs associated with said CFD, set forth in Exhibit B, shall be placed in effect.

BE IT FURTHER RESOLVED that the rate set forth in Exhibit B shall be reconsidered by the Board and reconfirmed, or revised as necessary, based on further refinement of the costs of said bond issue, at the Board meeting authorizing the sale of said bonds or at the regularly scheduled meeting immediately preceding said authorization to sell bonds to fund the expansion

of the District's Wastewater Treatment Plant.

PASSED AND ADOPTED THIS 18th DAY OF MARCH 2004.

OLIVEHURST PUBLIC UTILITY DISTRICT

President, Board of Directors

ATTEST:

Deputy Clerk & ex-officio Secretary

APPROVED AS TO FORM AND LEGAL
SUFFICIENCY

Jeffrey A. Meith, Legal Counsel

* * * * *

I hereby certify that the foregoing is a full, true and correct copy of a Resolution duly adopted and passed by the Board of Directors of the Olivehurst Public Utility District, Yuba County, California, at a meeting thereof held on the 18th day of March 2004, by the following vote:

AYES, AND IN FAVOR THEREOF:		Director Patty, Donahue, Brown, Miller, and Carpenter.
NOES	:	None.
ABSTAIN	:	None.
ABSENT	:	None.

Deputy Clerk and ex-officio Secretary

EXHIBIT “A”*

WASTEWATER TREATMENT CAPACITY FEES

- 1) Residential, 1 EDU - \$5,850.00
 - a) A Residential EDU is assumed to contribute 300 gallons per day of flow, 0.67 pounds per day of biochemical oxygen demand (BOD), and 0.50 pounds per day of total suspended solids (TSS).

- 1) Commercial/Industrial
 - a) The commercial/industrial rates shall be based on multiples of the rate for a single EDU. The multiplier shall be determined by estimating flow, biochemical oxygen demand (BOD) and total suspended solids (TSS) using the most critical of these loading factors to produce a capacity fee for the requested commercial and industrial connections. If actual measurements of discharged loads are in excess of estimates used to determine capacity fees, then the capacity fee will be adjusted accordingly, or the commercial/industrial user shall be required to limit its discharge to those prior estimates, as determined by the District. The minimum multiplier shall be 1.0.

- 1) Inflation Factor – the foregoing base rate shall be subject to an annual inflation factor based on the Construction Cost Index for new wastewater treatment capacity published in the Engineering News Record (EN&R).

*This rate will be effective on March 18, 2004.

WASTEWATER TREATMENT PLANT CAPACITY FEE			
	Phase 1A	Phase 1B	Phase 1 Total
Total Estimated Construction Cost	\$22,319,000	\$6,247,000	\$28,566,000
Engineering Design/Construction Svcs	\$5,580,000	\$302,000	\$5,882,000
Administrative/Legal Costs, Construction	\$1,339,000	\$375,000	\$1,714,000
Environmental/Permitting Costs	<u>\$800,000</u>	<u>NA</u>	<u>\$800,000</u>
Total Project Cost (a)	\$30,038,000	\$6,924,000	\$36,962,000
Cost Attributable to Existing Connections (b)			<u>-\$3,074,000</u>
Cost Attributable to New Connections			\$33,888,000
Number of New Equivalent Dwelling Units, or EDUs (c)			6667
Connection Fee Per EDU for New Capacity			\$5,083
Connection Fee Associated with the Use of Existing Facilities (d)			<u>\$616</u>
SUBTOTAL, CONNECTION FEE PER EDU			\$5,699
Administrative Fee			<u>\$151</u>
TOTAL CONNECTION FEE PER EDU			\$5,850
Notes:			
a) Reference: February 2004 Schematic Design Report by CH2MHILL, entitled "Olivehurst Wastewater Treatment Plant Expansion and Upgrade, Technical Memorandum No. 1", Table 1-3.			
b) Reference: September 2, 2003 Technical Memorandum by CH2MHILL, entitled "Wastewater Treatment Plant Initial Expansion -Documentation of August 14, 2003 Workshop Presentation", Table 2			
c) Total Phase 1 Capacity is 3.0 mgd, with 2.0 mgd of new capacity allocated to 6667 new EDUs			
d) The \$616/EDU cost is attributable to the remaining 0.8 mgd of remaining treatment plant capacity, which is not included in the other costs shown in this table. New users are required to pay for costs associated with the plant upgrade and expansion, plus costs associated with their use of the existing remaining capacity. This cost was determined by averaging the prior connection fee of \$3136 per EDU over the 13,333 new EDUs that are estimated at community buildout. The prior connection fee is assumed to represent the cost of the existing available facility improvements in this analysis.			

EXHIBIT “B”

WASTEWATER TREATMENT CAPACITY FEES

Residential, 1 EDU - \$8,000.00

- a) A Residential EDU is assumed to contribute 300 gallons per day of flow, 0.67 pounds per day of biochemical oxygen demand (BOD), and 0.50 pounds per day of total suspended solids (TSS).

- 1) Commercial/Industrial
 - a) The commercial/industrial rates shall be based on multiples of the rate for a single EDU. The multiplier shall be determined by estimating flow, biochemical oxygen demand (BOD) and total suspended solids (TSS) using the most critical of these loading factors to produce a capacity fee for the requested commercial and industrial connections. If actual measurements of discharged loads are in excess of estimates used to determine capacity fees, then the capacity fee will be adjusted accordingly, or the commercial/industrial user shall be required to limit its discharge to those prior estimates, as determined by the District. The minimum multiplier shall be 1.0.

- 1) Inflation Factor – the foregoing base rate shall be subject to an annual inflation factor based on the Construction Cost Index for new wastewater treatment capacity published in the Engineering News Record (EN&R).

*This rate will be effective on the date the Board of Directors authorizes the sale of Community Facility District Bonds to finance the expansion to the District Wastewater Treatment Plant.

OLIVEHURST PUBLIC UTILITY DISTRICT

RESOLUTION NO. 2112

**RESOLUTION OF THE BOARD OF DIRECTORS OF
OLIVEHURST PUBLIC UTILITY DISTRICT
AUTHORIZING ANNUAL CHANGE IN THE CAPACITY CHARGE
FOR THE WASTEWATER TREATMENT FACILITY AND NECESSARY
EXPANSIONS AND IMPROVEMENTS THEREOF**

WHEREAS, the Board of Directors of Olivehurst Public Utility District (OPUD) did, on March 18, 2004 adopt Resolution No. 2067; and

WHEREAS, said resolution, by its terms, provides for an annual adjustment, in March, reflective of changes in costs for the construction of the facilities referenced therein by a factor equal to the average of the 20 Cities and the San Francisco Construction Cost Index as reported in the Engineering News Record for the 12-month period ending December of the immediately prior calendar year; and

WHEREAS, the Board of Directors did, on February 16, 2006, receive a report from Economic Planning Systems (EPS) outlining the changes in said indexes and recommending an adjustment of the rates established in Exhibit A of Resolution No. 2067 as set forth therein; and

WHEREAS, the Board has considered information provided by its staff confirming that actual cost increases for comparable facilities experienced in the District is equal or greater than the cost experience through said index.

NOW, THEREFORE, the Board of Directors of the Olivehurst Public Utility District does resolve that, effective March 2, 2006, the rates set forth in Exhibit A to Resolution No. 2067 shall be changed as described on Exhibit A hereof.

BE IT FURTHER RESOLVED that the amended rates are required in order to recover for the District the actual costs to repair, replace and reconstruct its utility infrastructure.

BE IT FURTHER RESOLVED that, effective March 2, 2006, Exhibit A attached hereto shall be substituted for and attached to Resolution No. 2067 as the currently effective rates until further order of the Board.

PASSED AND ADOPTED THIS 2nd DAY OF MARCH 2006.

OLIVEHURST PUBLIC UTILITY DISTRICT

President, Board of Directors
Olivehurst Public Utility District

ATTEST:

District Clerk & ex-officio Secretary

APPROVE AS TO FORM AND LEGAL
SUFFICIENCY

Legal Counsel

* * * * *

I hereby certify that the foregoing is a full, true and correct copy of a Resolution duly adopted and passed by the Board of Directors of the Olivehurst Public Utility District, Yuba County, California, at a meeting thereof held on the 2nd day of March 2006, by the following vote:

AYES, AND IN FAVOR THEREOF:	:	Director Morrison, Carpenter, Hollis, and Patty.
NOES	:	None.
ABSTAIN	:	None.
ABSENT	:	Director Miller.

District Clerk and ex-officio Secretary

EXHIBIT "A"

Effective March 2, 2006, Olivehurst Public Utility District Annual Fee Increases based on the Construction Cost Index (CCI):

WASTEWATER TREATMENT FACILITY CAPACITY FEES

2005 Fee	CCI	2006 Fee Amt
\$6,242.00	3.74%	\$6,475.00

District Clerk and ex-officio Secretary

EXHIBIT "A"

Effective March 1, 2007, Olivehurst Public Utility District Annual Fee Increases based on the Construction Cost Index (CCI):

WASTEWATER TREATMENT FACILITY CAPACITY FEES

CCI 5.38% for 2007

2006 Fee	Capacity Fee Per EDU	Admin Fee	Total 2007 Capacity Fee
\$6,475.00	\$6,648.00	\$176.00	\$6,824.00

District Clerk and ex-officio Secretary

EXHIBIT "A"

Effective March 1, 2008, Olivehurst Public Utility District Annual Fee Increases based on the Construction Cost Index (CCI):

WASTEWATER TREATMENT FACILITY CAPACITY FEES

CCI 1.41% for 2008

2007 Fee	Capacity Fee Per EDU	Admin Fee	Total 2008 Capacity Fee
\$6,824.00	\$6,742.00	\$179.00	\$6,921.00

District Clerk and ex-officio Secretary

EXHIBIT "A"

Effective March 1, 2009, Olivehurst Public Utility District Annual Fee Increases based on the Construction Cost Index (CCI):

WASTEWATER TREATMENT FACILITY CAPACITY FEES

CCI 6.41% for 2009

2008 Fee	Capacity Fee Per EDU	Admin Fee	Total 2009 Capacity Fee
\$6,921.00	\$7,174.00	\$190.00	\$7,364.00

District Clerk and ex-officio Secretary

EXHIBIT "A"

Effective March 1, 2010, Olivehurst Public Utility District Annual Fee Increases based on the Construction Cost Index (CCI):

WASTEWATER TREATMENT FACILITY CAPACITY FEES

CCI 0.22% for 2010

	Capacity Fee	Admin Fee	Total 2010
2009 Fee	Per EDU		Capacity Fee
\$7,364.00	\$7,190.00	\$191.00	\$7,380.00

District Clerk and ex-officio Secretary

EXHIBIT "A"

Effective March 18, 2011, Olivehurst Public Utility District Annual Fee Increases based on the Construction Cost Index (CCI):

WASTEWATER TREATMENT FACILITY CAPACITY FEES

CCI 3.85% for 2011

2010 Fee	Capacity Fee Per EDU	Admin Fee	Total 2011 Capacity Fee
\$7,380.00	\$7,467.00	\$198.00	\$7,665.00

District Clerk and ex-officio Secretary

EXHIBIT "A"

Effective March 1, 2012, Olivehurst Public Utility District Annual Fee Increases based on the Construction Cost Index (CCI):

WASTEWATER TREATMENT FACILITY CAPACITY FEES

CCI 1.64% for 2012

	Capacity Fee	Admin Fee	Total 2012
2011 Fee	Per EDU		Capacity Fee
\$7,665.00	\$7,589.00	\$201.00	\$7,790.00

District Clerk and ex-officio Secretary

EXHIBIT "A"

Effective March 1, 2013, Olivehurst Public Utility District Annual Fee Increases based on the Construction Cost Index (CCI):

WASTEWATER TREATMENT FACILITY CAPACITY FEES

CCI 2.05% for 2013

2012 Fee	Capacity Fee Per EDU	Admin Fee	Total 2013 Capacity Fee
\$7,790.00	\$7,745.00	\$205.00	\$7,950.00

District Clerk and ex-officio Secretary

EXHIBIT "A"

Effective March 1, 2014, Olivehurst Public Utility District Annual Fee Increases based on the Construction Cost Index (CCI):

WASTEWATER TREATMENT FACILITY CAPACITY FEES

CCI 3.98% for 2014

	Capacity Fee Per EDU	Admin Fee	Total 2014 Capacity Fee
2013 Fee			
\$7,950.00	\$ 8,053.00	\$213.00	\$8,266.00

District Clerk and ex-officio Secretary

EXHIBIT "A"

Effective March 1, 2015, Olivehurst Public Utility District Annual Fee Increases based on the Construction Cost Index (CCI):

WASTEWATER TREATMENT FACILITY CAPACITY FEES

CCI 1.47% for 2015

2014 Fee	Capacity Fee Per EDU	Admin Fee	Total 2015 Capacity Fee
\$8,266.00	\$ 8,171.00	\$217.00	\$8,388.00

District Clerk and ex-officio Secretary

EXHIBIT "A"

Effective March 1, 2016, Olivehurst Public Utility District Annual Fee Increases based on the Construction Cost Index (CCI):

WASTEWATER TREATMENT FACILITY CAPACITY FEES

CCI 2.1% for 2016

	Capacity Fee	Admin Fee	Total 2016
2015 Fee	Per EDU		Capacity Fee
\$8,388.00	\$ 8,343.00	\$221.00	\$8,564.00

District Clerk and ex-officio Secretary

EXHIBIT "A"

Effective March 1, 2017, Olivehurst Public Utility District Annual Fee Increases based on the Construction Cost Index (CCI):

WASTEWATER TREATMENT FACILITY CAPACITY FEES

CCI 3.99% for 2017

2016 Fee	Capacity Fee Per EDU	Admin Fee	Total 2017 Capacity Fee
\$4,983 .00	\$ 5,031.00	\$151.00	\$5,182.00

District Clerk and ex-officio Secretary

EXHIBIT "A"

Effective March 1, 2018, Olivehurst Public Utility District Annual Fee Increases based on the Construction Cost Index (CCI):

WASTEWATER TREATMENT FACILITY CAPACITY FEES

CCI 3.37% for 2018

	Capacity Fee Per EDU	Admin Fee	Total 2018 Capacity Fee
2017 Fee			
\$5,182 .00	\$ 5,201.00	\$156.00	\$5,356.00

District Clerk and ex-officio Secretary

EXHIBIT "A"

Effective March 1, 2019, Olivehurst Public Utility District Annual Fee Increases based on the Construction Cost Index (CCI):

WASTEWATER TREATMENT FACILITY CAPACITY FEES

CCI 1.85% for 2019

2018 Fee	Capacity Fee Per EDU	Admin Fee	Total 2019 Capacity Fee
\$5,357 .00	\$ 5,297.00	\$159.00	\$5,456.00

District Clerk and ex-officio Secretary

EXHIBIT "A"

Effective March 1, 2020, Olivehurst Public Utility District Annual Fee Increases based on the Construction Cost Index (CCI):

WASTEWATER TREATMENT FACILITY CAPACITY FEES

CCI 3.56% for 2020

	Capacity Fee	Admin Fee	Total 2020
2019 Fee	Per EDU		Capacity Fee
\$5,456.00	\$5,485.00	\$164.00	\$5,650.00

District Clerk and ex-officio Secretary

EXHIBIT "A"

Effective March 1, 2021, Olivehurst Public Utility District Annual Fee Increases based on the Construction Cost Index (CCI):

WASTEWATER TREATMENT FACILITY CAPACITY FEES

CCI 2.66% for 2021

	Capacity Fee Per EDU	Admin Fee	Total 2021 Capacity Fee
2020 Fee			
\$5,650.00	\$ 5,631.00	\$169.00	\$5,800.00

District Clerk and ex-officio Secretary

EXHIBIT "A"

Effective March 1, 2022, Olivehurst Public Utility District Annual Fee Increases based on the Construction Cost Index (CCI):

WASTEWATER TREATMENT FACILITY CAPACITY FEES

CCI 7.70% for 2022

	Capacity Fee Per EDU	Admin Fee	Total 2022 Capacity Fee
2021 Fee	\$ 6,065	\$182.00	\$6,247

District Clerk and ex-officio Secretary

EXHIBIT "A"

Effective March 1, 2023, Olivehurst Public Utility District Annual Fee Increases based on the Construction Cost Index (CCI):

WASTEWATER TREATMENT FACILITY CAPACITY FEES

CCI 5.41% for 2023

	Capacity Fee	Admin Fee	Total 2023
2022 Fee	Per EDU		Capacity Fee
\$6,247.00	\$ 6,393	\$192.00	\$6,585.00

District Clerk and ex-officio Secretary

EXHIBIT “A”

Effective March 1, 2024, Olivehurst Public Utility District Annual Fee Increases based on the Construction Cost Index (CCI):

WASTEWATER TREATMENT FACILITY CAPACITY FEES

CCI 3.08% for 2024

	Capacity Fee	Admin Fee	Total 2024
2023 Fee	Per EDU		Capacity Fee
\$6,585.00	\$ 6,590	\$198.00	\$6,788.00

District Clerk and ex-officio Secretary

EXHIBIT “A”

Effective March 1, 2025, Olivehurst Public Utility District Annual Fee Increases based on the Construction Cost Index (CCI):

WASTEWATER TREATMENT FACILITY CAPACITY FEES

CCI 0.47% for 2025

	Capacity Fee Per EDU	Admin Fee	Total 2025 Capacity Fee
2024 Fee			
\$6,788.00	\$ 6,620.88	\$198.84	\$6,819.72

District Clerk and ex-officio Secretary

EXHIBIT "A"

Effective March 1, 2026, Olivehurst Public Utility District Annual Fee Increases based on the Construction Cost Index (CCI):

WASTEWATER TREATMENT FACILITY CAPACITY FEES

CCI 2.09% for 2026

	Capacity Fee Per EDU	Admin Fee	Total 2026 Capacity Fee
2025 Fee	\$ 6,759.00	\$203.00	\$6,962.00

District Clerk and ex-officio Secretary

OLIVEHURST PUBLIC UTILITY DISTRICT

RESOLUTION NO. 2119

RESOLUTION OF THE BOARD OF DIRECTORS OF THE OLIVEHURST PUBLIC UTILITY DISTRICT PROVIDING FOR AND ESTABLISHING A CAPACITY CHARGE FOR THE PLUMAS LAKE SPECIFIC PLAN NORTH ZONE AND NORTH ARBOGA STUDY AREA SEWER COLLECTION SYSTEM AND NECESSARY EXPANSIONS AND IMPROVEMENTS THEREOF

WHEREAS, the Board of Directors of Olivehurst Public Utility District (“District”) owns and operates a Sewer Collection System; and

WHEREAS, the District is experiencing tremendous growth and development within an area which has been, or will be, annexed to the District known as the Plumas Lake Specific Plan Area (“PLSP NZ”) and the North Arboaga Study Area (“NASA”); and

WHEREAS, in order to provide for the sewage collection system requirements of the PLSP NZ/NASA, substantial collection facilities have been, and will be, installed and dedicated to the District; and

WHEREAS, the Board of Directors wishes to establish by resolution the capacity fee required for the connection of all customers in the differing cost zones of the PLSP NZ/NASA to its Sewer Collection System; and

WHEREAS, the charges established herein are required in order to finance, directly, or through credits to Developers, the necessary construction and expansion of sewerage needed to meet the sewer collection requirements throughout the PLSP NZ/NASA; and

WHEREAS, the capacity rates set forth in Exhibit “A” are established for the PLSP NZ/NASA and are approved and authorized in accordance with the provisions of Section 66013, et seq. of the Government Code of the State of California; and

WHEREAS, the capacity fee established herein is required to meet the financial reserve needs and requirements of the District and to obtain funds for capital projects necessary to maintain services within the District or to reimburse other persons or entities for their approved costs in construction. Portions of the collection system dedicated to the District are therefore exempt from the requirements of the California Environmental Quality Act in accordance with Public Resources Code Section 21080(b)(8)(C) and (D).

NOW, THEREFORE, BE IT RESOLVED by the Board of Directors of Olivehurst Public Utility District that it does hereby establish and approve a sewer collection system capacity fee, payable prior to issuance of a building permit, for connection to its Sewer Collection System within the PLSP NZ/NASA in the amount and under the terms and conditions set forth in Exhibit “A,” attached hereto, which Exhibit “A” shall constitute the District’s Sewer Collection System Capacity Fee Tariff – North Zone.

BE IT FURTHER RESOLVED that Sewer Collection System capacity fees set forth in

Exhibit "A" are based on the costs of construction of the required improvements and are found reasonable and necessary for the District in accordance with reports and studies prepared by Economic Planning Systems, Inc., dated April 20, 2006, which reports have been duly adopted and approved by the Board of Directors of Olivehurst Public Utility District.

BE IT FURTHER RESOLVED that the Board does find that establishment of the Sewer Collection System capacity charges herein is exempt from the provisions of the California Environmental Quality Act under Section 21080(b) of the California Public Resource Code.

BE IT FURTHER RESOLVED that said schedule of sewer collection system capacity fee rates and charges shall be subject to the annual inflation adjustment described in Exhibit "A" and shall further be subject to change in base rates determined necessary by the Board of Directors of Olivehurst Public Utility District.

BE IT FURTHER RESOLVED that the District may grant credits against the fees otherwise owed (excluding the administrative cost component of said fee) when a person or entity, otherwise obligated to pay said fee(s) has installed collection system facilities upon which said fee is based, in accordance with District rules.

PASSED AND ADOPTED this 18th day of May 2006.

OLIVEHURST PUBLIC UTILITY DISTRICT

President, Board of Directors

ATTEST:

District Clerk & ex-officio Secretary

APPROVED AS TO FORM AND LEGAL
SUFFICIENCY

Legal Counsel

* * * * *

I hereby certify that the foregoing is a full, true and correct copy of a Resolution duly adopted and passed by the Board of Directors of the Olivehurst Public Utility District, Yuba County, California, at a meeting thereof held on the 18th day of May, 2006, by the following vote:

AYES, AND IN FAVOR THEREOF: Director Morrison, Hollis, Miller, and
Patty.

NOES : None.

ABSTAIN : None.

ABSENT : Director Carpenter.

District Clerk & ex-officio Secretary

Exhibit A
Plumas Lake Specific Plan North Zone/North Arboga Study Area
Sewer Collection System Charges [1]

Effective March 2, 2006, Olivehurst Public Utility District Annual Fee Increases
based on the Construction Cost Index (CCI):

CCI 3.74% for 2006

Land Use	Sewer Collection System Charge	Administrative Cost (3.0%)	Total Sewer Collection System Charge
Residential	<i>Per Unit</i>	<i>Per Unit</i>	<i>Per Unit</i>
Single-Family	\$1,975	\$59	\$2,034
Multifamily	\$1,481	\$44	\$1,525
Nonresidential	<i>Per Acre</i>	<i>Per Acre</i>	<i>Per Acre</i>
Commercial	\$12,179	\$365	\$12,544
Business Park	\$12,179	\$365	\$12,544
Schools	<i>Per Student</i>	<i>Per Student</i>	<i>Per Student</i>
Elementary School	\$119	\$4	\$123
High School	\$184	\$6	\$190

[1] The proposed capacity charges will be adjusted annually by OPUD to account for the inflation of construction and acquisition costs. In March each year, the proposed capacity charge programs will be adjusted automatically by averaging the percentage change in the *Engineering News Record's* Construction Cost Index San Francisco index and 20-city average index for the 12-month period ending December the prior year.

District Clerk and ex-officio Secretary

Exhibit A
Plumas Lake Specific Plan North Zone/North Arboga Study Area
Sewer Collection System Charges [1]

Effective March 1, 2007, Olivehurst Public Utility District Annual Fee Increases
based on the Construction Cost Index (CCI):

CCI 5.39% for 2007

Land Use	Sewer Collection System Charge	Administrative Cost (3.0%)	Total Sewer Collection System Charge
Residential	<i>Per Unit</i>	<i>Per Unit</i>	<i>Per Unit</i>
Single-Family	\$2,081	\$62	\$2,144
Multifamily	\$1,561	\$46	\$1,608
Nonresidential	<i>Per Acre</i>	<i>Per Acre</i>	<i>Per Acre</i>
Commercial	\$12,835	\$385	\$13,221
Business Park	\$12,835	\$385	\$13,221
Schools	<i>Per Student</i>	<i>Per Student</i>	<i>Per Student</i>
Elementary School	\$125	\$4	\$129
High School	\$194	\$6	\$200

[1] The proposed capacity charges will be adjusted annually by OPUD to account for the inflation of construction and acquisition costs. In March each year, the proposed capacity charge programs will be adjusted automatically by averaging the percentage change in the *Engineering News Record's* Construction Cost Index San Francisco index and 20-city average index for the 12-month period ending December the prior year.

District Clerk and ex-officio Secretary

Exhibit A
Plumas Lake Specific Plan North Zone/North Arboga Study Area
Sewer Collection System Charges [1]

Effective March 1, 2008, Olivehurst Public Utility District Annual Fee Increases
based on the Construction Cost Index (CCI):

CCI 1.41% for 2008

Land Use	Sewer Collection System Charge	Administrative Cost (3.0%)	Total Sewer Collection System Charge
Residential	<i>Per Unit</i>	<i>Per Unit</i>	<i>Per Unit</i>
Single-Family	\$2,111	\$63	\$2,174
Multifamily	\$1,583	\$47	\$1,631
Nonresidential	<i>Per Acre</i>	<i>Per Acre</i>	<i>Per Acre</i>
Commercial	\$13,016	\$390	\$13,408
Business Park	\$13,016	\$390	\$13,408
Schools	<i>Per Student</i>	<i>Per Student</i>	<i>Per Student</i>
Elementary School	\$127	\$4	\$130
High School	\$197	\$6	\$203

[1] The proposed capacity charges will be adjusted annually by OPUD to account for the inflation of construction and acquisition costs. In March each year, the proposed capacity charge programs will be adjusted automatically by averaging the percentage change in the *Engineering News Record's* Construction Cost Index San Francisco index and 20-city average index for the 12-month period ending December the prior year.

District Clerk and ex-officio Secretary

Exhibit A
Plumas Lake Specific Plan North Zone/North Arboga Study Area
Sewer Collection System Charges [1]

Effective March 1, 2009, Olivehurst Public Utility District Annual Fee Increases
based on the Construction Cost Index (CCI):

CCI 6.41% for 2009

Land Use	Sewer Collection System Charge	Administrative Cost (3.0%)	Total Sewer Collection System Charge
Residential	<i>Per Unit</i>	<i>Per Unit</i>	<i>Per Unit</i>
Single-Family	\$2,246	\$67	\$2,313
Multifamily	\$1,684	\$50	\$1,735
Nonresidential	<i>Per Acre</i>	<i>Per Acre</i>	<i>Per Acre</i>
Commercial	\$13,851	\$415	\$14,267
Business Park	\$13,851	\$415	\$14,267
Schools	<i>Per Student</i>	<i>Per Student</i>	<i>Per Student</i>
Elementary School	\$135	\$5	\$139
High School	\$209	\$7	\$216

[1] The proposed capacity charges will be adjusted annually by OPUD to account for the inflation of construction and acquisition costs. In March each year, the proposed capacity charge programs will be adjusted automatically by averaging the percentage change in the *Engineering News Record's* Construction Cost Index San Francisco index and 20-city average index for the 12-month period ending December the prior year.

District Clerk and ex-officio Secretary

Exhibit A
Plumas Lake Specific Plan North Zone/North Arboga Study Area
Sewer Collection System Charges [1]

Effective March 1, 2010, Olivehurst Public Utility District Annual Fee Increases
based on the Construction Cost Index (CCI):

CCI 0.22% for 2010

Land Use	Sewer Collection System Charge	Administrative Cost (3.0%)	Total Sewer Collection System Charge
Residential	<i>Per Unit</i>	<i>Per Unit</i>	<i>Per Unit</i>
Single-Family	\$2,251	\$67	\$2,318
Multifamily	\$1,688	\$50	\$1,739
Nonresidential	<i>Per Acre</i>	<i>Per Acre</i>	<i>Per Acre</i>
Commercial	\$13,881	\$416	\$14,298
Business Park	\$13,881	\$416	\$14,298
Schools	<i>Per Student</i>	<i>Per Student</i>	<i>Per Student</i>
Elementary School	\$136	\$5	\$139
High School	\$210	\$7	\$217

[1] The proposed capacity charges will be adjusted annually by OPUD to account for the inflation of construction and acquisition costs. In March each year, the proposed capacity charge programs will be adjusted automatically by averaging the percentage change in the *Engineering News Record's* Construction Cost Index San Francisco index and 20-city average index for the 12-month period ending December the prior year.

District Clerk and ex-officio Secretary

Exhibit A
Plumas Lake Specific Plan North Zone/North Arboga Study Area
Sewer Collection System Charges

Effective September 16, 2010

Land Use	Sewer Collection System Charge	Administrative Cost (3.0%)	Total Sewer Collection System Charge
Residential	<i>Per Unit</i>	<i>Per Unit</i>	<i>Per Unit</i>
Single-Family	\$1,801	\$54	\$1,855
Multifamily	\$1,351	\$41	\$1,391
Nonresidential	<i>Per Acre</i>	<i>Per Acre</i>	<i>Per Acre</i>
Commercial	\$11,106	\$333	\$11,439
Business Park	\$11,106	\$333	\$11,439
Schools	<i>Per Student</i>	<i>Per Student</i>	<i>Per Student</i>
Elementary School	\$102	\$3	\$105
High School	\$180	\$5	\$186

[1] The proposed capacity charges will be adjusted annually by OPUD to account for the inflation of construction and acquisition costs. In March each year, the proposed capacity charge programs will be adjusted automatically by averaging the percentage change in the *Engineering News Record's* Construction Cost Index San Francisco index and 20-city average index for the 12-month period ending December the prior year.

District Clerk and ex-officio Secretary

Exhibit A
Plumas Lake Specific Plan North Zone/North Arboga Study Area
Sewer Collection System Charges

Effective March 18, 2011, Olivehurst Public Utility District Annual Fee Increases
based on the Construction Cost Index (CCI):

CCI 3.85% for 2011

Land Use	Sewer Collection System Charge	Administrative Cost (3.0%)	Total Sewer Collection System Charge
Residential	<i>Per Unit</i>	<i>Per Unit</i>	<i>Per Unit</i>
Single-Family	\$1,870	\$56	\$1,926
Multifamily	\$1,403	\$43	\$1,445
Nonresidential	<i>Per Acre</i>	<i>Per Acre</i>	<i>Per Acre</i>
Commercial	\$11,534	\$346	\$11,879
Business Park	\$11,534	\$346	\$11,879
Schools	<i>Per Student</i>	<i>Per Student</i>	<i>Per Student</i>
Elementary School	\$106	\$3	\$109
High School	\$187	\$5	\$193

[1] The proposed capacity charges will be adjusted annually by OPUD to account for the inflation of construction and acquisition costs. In March each year, the proposed capacity charge programs will be adjusted automatically by averaging the percentage change in the *Engineering News Record's* Construction Cost Index San Francisco index and 20-city average index for the 12-month period ending December the prior year.

District Clerk and ex-officio Secretary

Exhibit A
Plumas Lake Specific Plan North Zone/North Arboga Study Area
Sewer Collection System Charges

Effective March 1, 2012, Olivehurst Public Utility District Annual Fee Increases
based on the Construction Cost Index (CCI):

CCI 1.64% for 2012

Land Use	Sewer Collection System Charge	Administrative Cost (3.0%)	Total Sewer Collection System Charge
Residential	<i>Per Unit</i>	<i>Per Unit</i>	<i>Per Unit</i>
Single-Family	\$1,901	\$57	\$1,958
Multifamily	\$1,426	\$43	\$1,469
Nonresidential	<i>Per Acre</i>	<i>Per Acre</i>	<i>Per Acre</i>
Commercial	\$11,723	\$351	\$12,074
Business Park	\$11,723	\$351	\$12,074
Schools	<i>Per Student</i>	<i>Per Student</i>	<i>Per Student</i>
Elementary School	\$108	\$3	\$111
High School	\$190	\$6	\$196

[1] The proposed capacity charges will be adjusted annually by OPUD to account for the inflation of construction and acquisition costs. In March each year, the proposed capacity charge programs will be adjusted automatically by averaging the percentage change in the *Engineering News Record's* Construction Cost Index San Francisco index and 20-city average index for the 12-month period ending December the prior year.

District Clerk and ex-officio Secretary

Exhibit A
Plumas Lake Specific Plan North Zone/North Arboga Study Area
Sewer Collection System Charges

Effective March 1, 2013, Olivehurst Public Utility District Annual Fee Increases
based on the Construction Cost Index (CCI):

CCI 2.05% for 2013

Land Use	Sewer Collection System Charge	Administrative Cost (3.0%)	Total Sewer Collection System Charge
Residential	<i>Per Unit</i>	<i>Per Unit</i>	<i>Per Unit</i>
Single-Family	\$1,940	\$58	\$1,998
Multifamily	\$1,455	\$44	\$1,499
Nonresidential	<i>Per Acre</i>	<i>Per Acre</i>	<i>Per Acre</i>
Commercial	\$11,963	\$359	\$12,322
Business Park	\$11,963	\$359	\$12,322
Schools	<i>Per Student</i>	<i>Per Student</i>	<i>Per Student</i>
Elementary School	\$110	\$3	\$113
High School	\$194	\$6	\$200

[1] The proposed capacity charges will be adjusted annually by OPUD to account for the inflation of construction and acquisition costs. In March each year, the proposed capacity charge programs will be adjusted automatically by averaging the percentage change in the *Engineering News Record's* Construction Cost Index San Francisco index and 20-city average index for the 12-month period ending December the prior year.

District Clerk and ex-officio Secretary

Exhibit A
Plumas Lake Specific Plan North Zone/North Arboga Study Area
Sewer Collection System Charges

Effective March 1, 2014, Olivehurst Public Utility District Annual Fee Increases
based on the Construction Cost Index (CCI):

CCI 3.98% for 2014

Land Use	Sewer Collection System Charge	Administrative Cost (3.0%)	Total Sewer Collection System Charge
Residential	<i>Per Unit</i>	<i>Per Unit</i>	<i>Per Unit</i>
Single-Family	\$2,017	\$60	\$2,077
Multifamily	\$1,513	\$45	\$1,558
Nonresidential	<i>Per Acre</i>	<i>Per Acre</i>	<i>Per Acre</i>
Commercial	\$12,439	\$373	\$12,812
Business Park	\$12,439	\$373	\$12,812
Schools	<i>Per Student</i>	<i>Per Student</i>	<i>Per Student</i>
Elementary School	\$114	\$3	\$117
High School	\$202	\$6	\$208

[1] The proposed capacity charges will be adjusted annually by OPUD to account for the inflation of construction and acquisition costs. In March each year, the proposed capacity charge programs will be adjusted automatically by averaging the percentage change in the *Engineering News Record's* Construction Cost Index San Francisco index and 20-city average index for the 12-month period ending December the prior year.

District Clerk and ex-officio Secretary

Exhibit A
Plumas Lake Specific Plan North Zone/North Arboga Study Area
Sewer Collection System Charges

Effective March 1, 2015, Olivehurst Public Utility District Annual Fee Increases
based on the Construction Cost Index (CCI):

CCI 1.47% for 2015

Land Use	Sewer Collection System Charge	Administrative Cost (3.0%)	Total Sewer Collection System Charge
Residential	<i>Per Unit</i>	<i>Per Unit</i>	<i>Per Unit</i>
Single-Family	\$2,047	\$61	\$2,108
Multifamily	\$1,535	\$47	\$1,582
Nonresidential	<i>Per Acre</i>	<i>Per Acre</i>	<i>Per Acre</i>
Commercial	\$12,622	\$378	\$13,000
Business Park	\$12,622	\$378	\$13,000
Schools	<i>Per Student</i>	<i>Per Student</i>	<i>Per Student</i>
Elementary School	\$116	\$3	\$119
High School	\$205	\$6	\$211

[1] The proposed capacity charges will be adjusted annually by OPUD to account for the inflation of construction and acquisition costs. In March each year, the proposed capacity charge programs will be adjusted automatically by averaging the percentage change in the *Engineering News Record's* Construction Cost Index San Francisco index and 20-city average index for the 12-month period ending December the prior year.

District Clerk and ex-officio Secretary

Exhibit A
Plumas Lake Specific Plan North Zone/North Arboga Study Area
Sewer Collection System Charges

Effective March 1, 2016, Olivehurst Public Utility District Annual Fee Increases
based on the Construction Cost Index (CCI):

CCI 2.1% for 2016

Land Use	Sewer Collection System Charge	Administrative Cost (3.0%)	Total Sewer Collection System Charge
Residential	<i>Per Unit</i>	<i>Per Unit</i>	<i>Per Unit</i>
Single-Family	\$2,090	\$62	\$2,152
Multifamily	\$1,567	\$48	\$1,615
Nonresidential	<i>Per Acre</i>	<i>Per Acre</i>	<i>Per Acre</i>
Commercial	\$12,887	\$386	\$13,273
Business Park	\$12,887	\$386	\$13,273
Schools	<i>Per Student</i>	<i>Per Student</i>	<i>Per Student</i>
Elementary School	\$118	\$3	\$121
High School	\$209	\$6	\$215

[1] The proposed capacity charges will be adjusted annually by OPUD to account for the inflation of construction and acquisition costs. In March each year, the proposed capacity charge programs will be adjusted automatically by averaging the percentage change in the *Engineering News Record's* Construction Cost Index San Francisco index and 20-city average index for the 12-month period ending December the prior year.

District Clerk and ex-officio Secretary

Exhibit A
Plumas Lake Specific Plan North Zone/North Arboga Study Area
Sewer Collection System Charges

Effective March 1, 2017, Olivehurst Public Utility District Annual Fee Increases
based on the Construction Cost Index (CCI):

CCI 3.99% for 2017

Land Use	Sewer Collection System Charge	Administrative Cost (3.0%)	Total Sewer Collection System Charge
Residential	<i>Per Unit</i>	<i>Per Unit</i>	<i>Per Unit</i>
Single-Family	\$2,173	\$64	\$2,237
Multifamily	\$1,630	\$50	\$1,680
Nonresidential	<i>Per Acre</i>	<i>Per Acre</i>	<i>Per Acre</i>
Commercial	\$13,401	\$401	\$13,802
Business Park	\$13,401	\$401	\$13,802
Schools	<i>Per Student</i>	<i>Per Student</i>	<i>Per Student</i>
Elementary School	\$123	\$3	\$126
High School	\$217	\$6	\$223

[1] The proposed capacity charges will be adjusted annually by OPUD to account for the inflation of construction and acquisition costs. In March each year, the proposed capacity charge programs will be adjusted automatically by averaging the percentage change in the *Engineering News Record's* Construction Cost Index San Francisco index and 20-city average index for the 12-month period ending December the prior year.

District Clerk and ex-officio Secretary

Exhibit A
Plumas Lake Specific Plan North Zone/North Arboga Study Area
Sewer Collection System Charges

Effective March 1, 2018, Olivehurst Public Utility District Annual Fee Increases
based on the Construction Cost Index (CCI):

CCI 3.37% for 2018

Land Use	Sewer Collection System Charge	Administrative Cost (3.0%)	Total Sewer Collection System Charge
Residential	<i>Per Unit</i>	<i>Per Unit</i>	<i>Per Unit</i>
Single-Family	\$2,246	\$66	\$2,312
Multifamily	\$1,685	\$51	\$1,736
Nonresidential	<i>Per Acre</i>	<i>Per Acre</i>	<i>Per Acre</i>
Commercial	\$13,853	\$415	\$14,268
Business Park	\$13,853	\$415	\$14,268
Schools	<i>Per Student</i>	<i>Per Student</i>	<i>Per Student</i>
Elementary School	\$127	\$3	\$130
High School	\$224	\$6	\$230

[1] The proposed capacity charges will be adjusted annually by OPUD to account for the inflation of construction and acquisition costs. In March each year, the proposed capacity charge programs will be adjusted automatically by averaging the percentage change in the *Engineering News Record's* Construction Cost Index San Francisco index and 20-city average index for the 12-month period ending December the prior year.

District Clerk and ex-officio Secretary

Exhibit A
Plumas Lake Specific Plan North Zone/North Arboga Study Area
Sewer Collection System Charges

Effective March 1, 2019, Olivehurst Public Utility District Annual Fee Increases
based on the Construction Cost Index (CCI):

CCI 1.85% for 2019

Land Use	Sewer Collection System Charge	Administrative Cost (3.0%)	Total Sewer Collection System Charge
Residential	<i>Per Unit</i>	<i>Per Unit</i>	<i>Per Unit</i>
Single-Family	\$2,288	\$67	\$2,355
Multifamily	\$1,716	\$52	\$1,768
Nonresidential	<i>Per Acre</i>	<i>Per Acre</i>	<i>Per Acre</i>
Commercial	\$14,109	\$423	\$14,532
Business Park	\$14,109	\$423	\$14,532
Schools	<i>Per Student</i>	<i>Per Student</i>	<i>Per Student</i>
Elementary School	\$129	\$3	\$132
High School	\$228	\$6	\$234

[1] The proposed capacity charges will be adjusted annually by OPUD to account for the inflation of construction and acquisition costs. In March each year, the proposed capacity charge programs will be adjusted automatically by averaging the percentage change in the *Engineering News Record's* Construction Cost Index San Francisco index and 20-city average index for the 12-month period ending December the prior year.

District Clerk and ex-officio Secretary

Exhibit A
Plumas Lake Specific Plan North Zone/North Arboga Study Area
Sewer Collection System Charges

Effective March 1, 2020, Olivehurst Public Utility District Annual Fee Increases
based on the Construction Cost Index (CCI):

CCI 3.56% for 2020

Land Use	Sewer Collection System Charge	Administrative Cost (3.0%)	Total Sewer Collection System Charge
Residential	<i>Per Unit</i>	<i>Per Unit</i>	<i>Per Unit</i>
Single-Family	\$2,369	\$70	\$2,439
Multifamily	\$1,777	\$54	\$1,831
Nonresidential	<i>Per Acre</i>	<i>Per Acre</i>	<i>Per Acre</i>
Commercial	\$14,612	\$438	\$15,050
Business Park	\$14,612	\$438	\$15,050
Schools	<i>Per Student</i>	<i>Per Student</i>	<i>Per Student</i>
Elementary School	\$134	\$3	\$137
High School	\$236	\$6	\$242

[1] The proposed capacity charges will be adjusted annually by OPUD to account for the inflation of construction and acquisition costs. In March each year, the proposed capacity charge programs will be adjusted automatically by averaging the percentage change in the *Engineering News Record's* Construction Cost Index San Francisco index and 20-city average index for the 12-month period ending December the prior year.

District Clerk and ex-officio Secretary

Exhibit A
Plumas Lake Specific Plan North Zone/North Arboga Study Area
Sewer Collection System Charges

Effective March 1, 2021, Olivehurst Public Utility District Annual Fee Increases
based on the Construction Cost Index (CCI):

CCI 2.66% for 2021

Land Use	Sewer Collection System Charge	Administrative Cost (3.0%)	Total Sewer Collection System Charge
Residential	<i>Per Unit</i>	<i>Per Unit</i>	<i>Per Unit</i>
Single-Family	\$2,432	\$72	\$2,504
Multifamily	\$1,824	\$55	\$1,880
Nonresidential	<i>Per Acre</i>	<i>Per Acre</i>	<i>Per Acre</i>
Commercial	\$15,001	\$450	\$15,450
Business Park	\$15,001	\$450	\$15,450
Schools	<i>Per Student</i>	<i>Per Student</i>	<i>Per Student</i>
Elementary School	\$138	\$4	\$142
High School	\$242	\$6	\$248

[1] The proposed capacity charges will be adjusted annually by OPUD to account for the inflation of construction and acquisition costs. In March each year, the proposed capacity charge programs will be adjusted automatically by averaging the percentage change in the *Engineering News Record's* Construction Cost Index San Francisco index and 20-city average index for the 12-month period ending December the prior year.

District Clerk and ex-officio Secretary

Exhibit A
Plumas Lake Specific Plan North Zone/North Arboga Study Area
Sewer Collection System Charges

Effective March 1, 2022, Olivehurst Public Utility District Annual Fee Increases
based on the Construction Cost Index (CCI):

CCI 7.70% for 2022

Land Use	Sewer Collection System Charge	Administrative Cost (3.0%)	Total Sewer Collection System Charge
Residential	<i>Per Unit</i>	<i>Per Unit</i>	<i>Per Unit</i>
Single-Family	\$2,619	\$79	\$2,698
Multifamily	\$1,964	\$59	\$2,023
Nonresidential	<i>Per Acre</i>	<i>Per Acre</i>	<i>Per Acre</i>
Commercial	\$16,156	\$485	\$16,641
Business Park	\$16,156	\$485	\$16,641
Schools	<i>Per Student</i>	<i>Per Student</i>	<i>Per Student</i>
Elementary School	\$149	\$4	\$153
High School	\$261	\$8	\$269

[1] The proposed capacity charges will be adjusted annually by OPUD to account for the inflation of construction and acquisition costs. In March each year, the proposed capacity charge programs will be adjusted automatically by averaging the percentage change in the *Engineering News Record's* Construction Cost Index San Francisco index and 20-city average index for the 12-month period ending December the prior year.

District Clerk and ex-officio Secretary

Exhibit A
Plumas Lake Specific Plan North Zone/North Arboga Study Area
Sewer Collection System Charges

Effective March 1, 2023, Olivehurst Public Utility District Annual Fee Increases
based on the Construction Cost Index (CCI):

CCI 5.41% for 2023

Land Use	Sewer Collection System Charge	Administrative Cost (3.0%)	Total Sewer Collection System Charge
Residential	<i>Per Unit</i>	<i>Per Unit</i>	<i>Per Unit</i>
Single-Family	\$2,761	\$81	\$2,842
Multifamily	\$2,071	\$63	\$2,134
Nonresidential	<i>Per Acre</i>	<i>Per Acre</i>	<i>Per Acre</i>
Commercial	\$17,030	\$511	\$17,541
Business Park	\$17,030	\$511	\$17,541
Schools	<i>Per Student</i>	<i>Per Student</i>	<i>Per Student</i>
Elementary School	\$157	\$5	\$162
High School	\$275	\$9	\$284

[1] The proposed capacity charges will be adjusted annually by OPUD to account for the inflation of construction and acquisition costs. In March each year, the proposed capacity charge programs will be adjusted automatically by averaging the percentage change in the *Engineering News Record's* Construction Cost Index San Francisco index and 20-city average index for the 12-month period ending December the prior year.

District Clerk and ex-officio Secretary

Exhibit A
Plumas Lake Specific Plan North Zone/North Arboga Study Area
Sewer Collection System Charges

Effective March 1, 2024, Olivehurst Public Utility District Annual Fee Increases
based on the Construction Cost Index (CCI):

CCI 3.08% for 2024

Land Use	Sewer Collection System Charge	Administrative Cost (3.0%)	Total Sewer Collection System Charge
Residential	<i>Per Unit</i>	<i>Per Unit</i>	<i>Per Unit</i>
Single-Family	\$2,846	\$83	\$2,929
Multifamily	\$2,135	\$65	\$2,200
Nonresidential	<i>Per Acre</i>	<i>Per Acre</i>	<i>Per Acre</i>
Commercial	\$17,555	\$527	\$18,082
Business Park	\$17,555	\$527	\$18,082
Schools	<i>Per Student</i>	<i>Per Student</i>	<i>Per Student</i>
Elementary School	\$162	\$5	\$167
High School	\$283	\$9	\$292

[1] The proposed capacity charges will be adjusted annually by OPUD to account for the inflation of construction and acquisition costs. In March each year, the proposed capacity charge programs will be adjusted automatically by averaging the percentage change in the *Engineering News Record's* Construction Cost Index San Francisco index and 20-city average index for the 12-month period ending December the prior year.

District Clerk and ex-officio Secretary

Exhibit A
Plumas Lake Specific Plan North Zone/North Arboga Study Area
Sewer Collection System Charges

Effective March 1, 2025, Olivehurst Public Utility District Annual Fee Increases
based on the Construction Cost Index (CCI):

CCI 0.47% for 2025

Land Use	Sewer Collection System Charge	Administrative Cost (3.0%)	Total Sewer Collection System Charge
Residential	<i>Per Unit</i>	<i>Per Unit</i>	<i>Per Unit</i>
Single-Family	\$2,859	\$83	\$2,942
Multifamily	\$2,145	\$65	\$2,210
Nonresidential	<i>Per Acre</i>	<i>Per Acre</i>	<i>Per Acre</i>
Commercial	\$17,638	\$529	\$18,167
Business Park	\$17,638	\$529	\$18,167
Schools	<i>Per Student</i>	<i>Per Student</i>	<i>Per Student</i>
Elementary School	\$163	\$5	\$168
High School	\$284	\$9	\$293

[1] The proposed capacity charges will be adjusted annually by OPUD to account for the inflation of construction and acquisition costs. In March each year, the proposed capacity charge programs will be adjusted automatically by averaging the percentage change in the *Engineering News Record's* Construction Cost Index San Francisco index and 20-city average index for the 12-month period ending December the prior year.

District Clerk and ex-officio Secretary

Exhibit A
Plumas Lake Specific Plan North Zone/North Arboga Study Area
Sewer Collection System Charges

Effective March 1, 2026, Olivehurst Public Utility District Annual Fee Increases
based on the Construction Cost Index (CCI):

CCI 2.09% for 2026

Land Use	Sewer Collection System Charge	Administrative Cost (3.0%)	Total Sewer Collection System Charge
Residential	<i>Per Unit</i>	<i>Per Unit</i>	<i>Per Unit</i>
Single-Family	\$2,919	\$85	\$3,004
Multifamily	\$2,190	\$66	\$2,256
Nonresidential	<i>Per Acre</i>	<i>Per Acre</i>	<i>Per Acre</i>
Commercial	\$18,007	\$540	\$18,547
Business Park	\$18,007	\$540	\$18,547
Schools	<i>Per Student</i>	<i>Per Student</i>	<i>Per Student</i>
Elementary School	\$166	\$5	\$171
High School	\$290	\$9	\$299

[1] The proposed capacity charges will be adjusted annually by OPUD to account for the inflation of construction and acquisition costs. In March each year, the proposed capacity charge programs will be adjusted automatically by averaging the percentage change in the *Engineering News Record's* Construction Cost Index San Francisco index and 20-city average index for the 12-month period ending December the prior year.

District Clerk and ex-officio Secretary

OLIVEHURST PUBLIC UTILITY DISTRICT

RESOLUTION NO. 2115

**RESOLUTION OF THE BOARD OF DIRECTORS OF
OLIVEHURST PUBLIC UTILITY DISTRICT
ADOPTION OF A SEWER COLLECTION SYSTEM FEE FOR HISTORIC
OLIVEHURST**

WHEREAS, the Board of Directors of Olivehurst Public Utility District (“District”) did on September 20, 2005, at a regularly scheduled Board meeting approve a nexus study that sets forth the cost basis of a capacity charge of \$1,778.00 per EDU (see Exhibit A) representing the unit costs of the current and projected sewer collection system infrastructure in Historic Olivehurst that benefits those who connect to the collector system; and,

WHEREAS, a capacity fee is required in Historic Olivehurst in order to recover from new connections their allocable share of the costs of the system that has been installed, and the costs of required upgrades to the system, that will benefit those seeking service; and,

WHEREAS, the Board of Directors, at an open and regularly scheduled public meeting of the District held on March 16, 2006, invited public comment and discussion on said nexus study and the proposed charge; and,

WHEREAS, the collection system capacity charge established herein is required to meet the financial reserve needs and requirements of the District, and to obtain funds for the current and anticipated improvements to the Historic Olivehurst collection system and in order to allow the District to continue to provide adequate sewer capacity within the District and, therefore, said capacity charge is exempt from the requirements of the California Environmental Quality Act in accordance with Public Resources Code Section 21080(b)(8)(C) and (D).

NOW, THEREFORE, BE IT RESOLVED by the Board of Directors of Olivehurst Public Utility District that it does hereby authorize a capacity charge, payable on connection, and applicable to all connections after the effective date hereof to the Historic Olivehurst collection system.

BE IT FURTHER RESOLVED, that the capacity charge established hereby represents the charge for the collector system only, and will be in addition to a capacity charge for the Wastewater Treatment Plant, and periodic monthly charges for the costs of operation and maintenance of the sewer system.

BE IT FURTHER RESOLVED that the capacity charge set forth in Exhibit A shall apply to the collector system in Historic Olivehurst, which area is described in Exhibit B, attached, and by this reference incorporated.

BE IT FURTHER RESOLVED that the charges set forth in Exhibit A shall be made

effective as of the date of adoption hereof.


PASSED AND ADOPTED THIS 16th DAY OF MARCH 2006.

OLIVEHURST PUBLIC UTILITY DISTRICT



President, Board of Directors

ATTEST:



District Clerk & ex-officio Secretary

APPROVED AS TO FORM AND LEGAL
SUFFICIENCY



Jeffrey A. Meith, Legal Counsel

* * * * *

I hereby certify that the foregoing is a full, true and correct copy of a Resolution duly adopted and passed by the Board of Directors of the Olivehurst Public Utility District, Yuba County, California, at a meeting thereof held on the 16th day of March 2006, by the following vote:

AYES, AND IN FAVOR THEREOF:		Director Morrison, Carpenter, Hollis, Miller, and Patty.
NOES	:	None.
ABSTAIN	:	None.
ABSENT	:	None.



District Clerk and ex-officio Secretary

EXHIBIT "A"*

OPUD Sanitary Sewer Collection System Inventory for "Historic Olivehurst"

Pipe Inventory

<u>Pipe Diameter</u>	<u>Length (feet)</u>	<u>Total inch-diam- feet installed</u>	<u>Value at \$10.00/in- diam- ft</u>
4	3413	13652	
6	83923	503538	
8	57916	463328	\$ 4,633,280
10	15512	155120	\$ 1,551,200
12	5601	67212	\$ 672,120
15	1286	19290	\$ 192,900
18	1576	28368	\$ 283,680
24	5992	143808	\$ 1,438,080
Total Pipe Value, today's cost			\$ 8,771,260

Pump Station Inventory

<u>Location</u>	<u>Installed HP</u>	<u>Value at \$1000/ Installed HP</u>
PS No. 1	15	\$ 15,000
PS No. 2	20	\$ 20,000
PS No. 3	10	\$ 10,000
PS No. 4	10	\$ 10,000
PS No. 5	10	\$ 10,000
PS No. 6	10	\$ 10,000
PS No. 7	10	\$ 10,000
PS No. 8	10	\$ 10,000
PS No. 9	1	\$ 1,000
PS No. 10	1	\$ 1,000
PS No. 11	20	\$ 20,000
		\$ 117,000
Total Collection System Value (today's value)		\$ 8,888,260

Assuming that the collection system for Historic Olivehurst was designed to accommodate approximately 5000 EDUs, then the average cost per EDU for the collection system is:

Cost Per EDU = collection system value divided by total users = \$ 1,778

Note: 4227 existing EDUs are connected in Historic Olivehurst

Fees will be subject to an annual inflation adjustment. Annual inflation adjustment means that in March of each calendar year, the fee will be adjusted by the average of the 20-Cities and San Francisco Construction Cost Index as reported in the Engineering News Record for the twelve month period ending December of the prior calendar year.

EXHIBIT A

Historic Olivehurst Sewer Collection System Capacity Fee

Effective March 1, 2007, Olivehurst Public Utility District Annual Fee Increases based on the Construction Cost Index (CCI):

CCI 5.39% for 2007

	Sewer Collection System Costs	Capacity Charge Program Administrative Cost (3%)	Sewer Collection System Capital Improvement Charge
Per equivalent dwelling unit (EDU)	\$1,874	\$0	\$1,874

Fees will be subject to an annual inflation adjustment. Annual inflation adjustment means that in March of each calendar year, the fee will be adjusted by the average of the 20-Cities and San Francisco Construction Cost Index as reported in the Engineering News Record for the twelve month period ending December of the prior calendar year.



District Clerk and ex-officio Secretary

EXHIBIT A


Historic Olivehurst Sewer Collection System Capacity Fee

Effective March 1, 2008, Olivehurst Public Utility District Annual Fee Increases based on the Construction Cost Index (CCI):

CCI 1.41% for 2008

	Sewer Collection System Costs	Capacity Charge Program Administrative Cost (3%)	Sewer Collection System Capital Improvement Charge
Per equivalent dwelling unit (EDU)	\$1,900	\$0	\$1,900

Fees will be subject to an annual inflation adjustment. Annual inflation adjustment means that in March of each calendar year, the fee will be adjusted by the average of the 20-Cities and San Francisco Construction Cost Index as reported in the Engineering News Record for the twelve month period ending December of the prior calendar year.



Cindy Van
District Clerk and ex-officio Secretary

EXHIBIT A

Historic Olivehurst Sewer Collection System Capacity Fee

Effective March 1, 2009, Olivehurst Public Utility District Annual Fee Increases based on the Construction Cost Index (CCI):

CCI 6.41% for 2009

	Sewer Collection System Costs	Capacity Charge Program Administrative Cost (3%)	Sewer Collection System Capital Improvement Charge
Per equivalent dwelling unit (EDU)	\$2,022	\$0	\$2,022

Fees will be subject to an annual inflation adjustment. Annual inflation adjustment means that in March of each calendar year, the fee will be adjusted by the average of the 20-Cities and San Francisco Construction Cost Index as reported in the Engineering News Record for the twelve month period ending December of the prior calendar year.


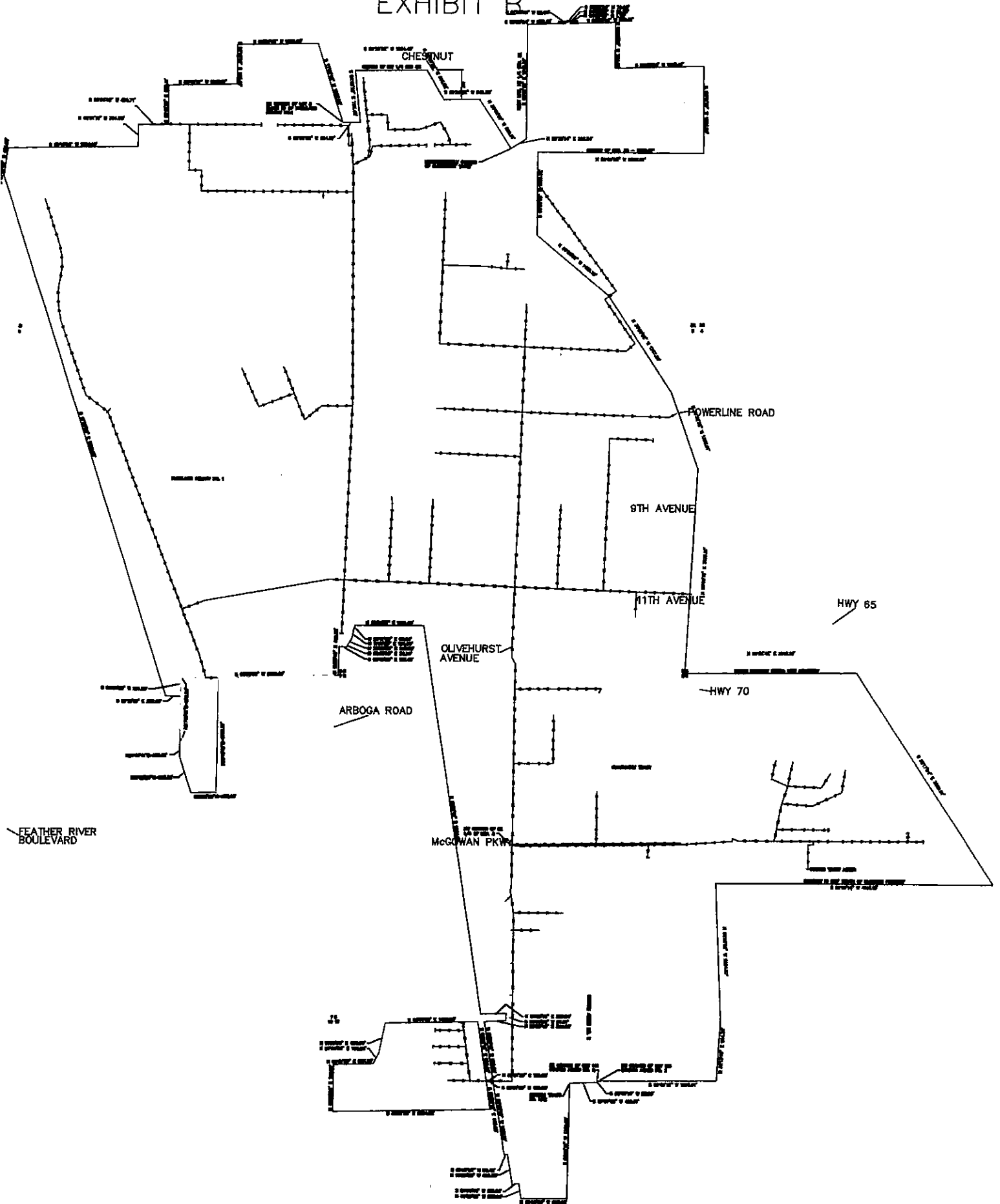

District Clerk and ex-officio Secretary

EXHIBIT B



OLIVEHURST PUBLIC UTILITY DISTRICT

RESOLUTION NO. 2215

**RESOLUTION OF THE BOARD OF DIRECTORS OF
OLIVEHURST PUBLIC UTILITY DISTRICT AMENDING RESOLUTION NO. 2115,
INCORPORATING THEREIN A COMPONENT FOR ADMINISTRATIVE COSTS,
AND AUTHORIZING 2010 INFLATION ADJUSTMENT**

WHEREAS, the Board of Directors of Olivehurst Public Utility District (“District”) did, on March 16, 2006, adopt Resolution No. 2115, establishing a capacity fee for connections to the sewer collection system in Historic Olivehurst; and

WHEREAS, said capacity fee is, in accordance with Resolution No. 2115, subject to annual adjustment to reflect the inflationary costs of construction of such facilities as described in Exhibit “A” thereto; and

WHEREAS, said capacity fee was based on a nexus study reflecting solely the cost of the collector system pipelines and pump stations installed to provide collector service in Historic Olivehurst; and

WHEREAS, the District incurs administrative costs in the management and administration of its capacity fee program including, without limitation, cost of accounting and record keeping, costs of computing and processing any required refunds of refundable capacity charges, and costs of audit and other charges reflecting administration of such fees as required by Government Code Section 660013; and

WHEREAS, the District has established and includes an administrative charge of 3 percent of the amount of the capacity fee for all other components of the District’s sewer collection system as well as for its wastewater treatment plant; and

WHEREAS, the District has, and is incurring, administrative expenses without recovery therefrom as a component of its capacity fee for connections to the Historic Olivehurst system; and

WHEREAS, the Board of Directors of the District wishes to assure that the costs of management and administration of its Historic Olivehurst Capacity Fee Program is consistent with and fully recovers the cost of administration thereof; and

WHEREAS, in accordance with Resolution No. 2115, the District is authorized, effective March 1, 2010, to make an inflationary adjustment to the Historic Olivehurst capacity

fees; and

WHEREAS, the Board does further find that the inflationary adjustment described in Exhibit “A” hereto is consistent with the currently incurred and anticipated costs of the construction and required expansion of the District’s sewer collector system for the 12 months commencing March 1, 2010; and

WHEREAS, the District does further find that the changes in the capacity fee from the Historic Olivehurst sewer collection system are required to maintain adequate financial reserves and fees to ensure costs representing the customer’s prorational benefit from prior construction and future construction of the collector system, including cost and expenses incurred by the District in the administration of such funds and, therefore, said changes are exempt from the requirements of the California Environmental Quality Act in accordance with Public Resources Code Section 21080(b)(8)(C) and (D).

NOW, THEREFORE, BE IT RESOLVED by the Board of Directors of Olivehurst Public Utility District that it does hereby authorize this amendment to Resolution No. 2115 to include within said schedule of cost and expenses recovered by the capacity charge, a 3 percent administrative component, consistent with all other administrative costs incurred throughout the District.

BE IT FURTHER RESOLVED that the capacity charge established in Resolution 2115 is hereby authorized to be further modified in accordance with the inflationary adjustment authorized in Resolution No. 2115 – that is the average of 20 – Cities and San Francisco Construction Cost Index as reported in the Engineering New Record for the 12-month period ending December 2009.

BE IT FURTHER RESOLVED that the schedule of rates and charges set forth in Exhibit “A,” attached hereto shall be the established capacity charges for the Historic Olivehurst collector system for the 12 months commencing March 1, 2010, and continuing until modified by the Board of Directors.

BE IT FURTHER RESOLVED that the attached Exhibit “A” shall become part of and modify the schedule of rates described in Resolution No. 2115.

BE IT FURTHER RESOLVED that except as specifically modified herein, Resolution No. 2115 shall remain in full force and effect.

PASSED AND ADOPTED THIS 18th DAY OF FEBRUARY 2010.

OLIVEHURST PUBLIC UTILITY DISTRICT

President, Board of Directors
Olivehurst Public Utility District

ATTEST:

District Clerk & ex-officio Secretary

APPROVE AS TO FORM AND LEGAL
SUFFICIENCY

Legal Counsel

* * * * *

I hereby certify that the foregoing is a full, true, and correct copy of an Ordinance duly adopted and passed by the Board of Directors of the Olivehurst Public Utility District, Yuba County, California, at a meeting thereof held on the 18th day of February 2010, by the following vote:

AYES, AND IN FAVOR THEREOF:	DIRECTOR PATTY, HOLLIS, DOUGHERTY AND MORRISON.
NOES	: NONE.
ABSTAIN	: NONE.
ABSENT	: NONE.

District Clerk and ex-officio Secretary

EXHIBIT A

Historic Olivehurst Sewer Collection System Capacity Fee

	Sewer Collection System Costs	Capacity Charge Program Administrative Cost (3%)	Sewer Collection System Capital Improvement Charge
Per equivalent dwelling unit (EDU)	\$2026	\$61	\$2087

EXHIBIT A

Historic Olivehurst Sewer Collection System Capacity Fee

Effective March 18, 2011, Olivehurst Public Utility District Annual Fee Increases based on the Construction Cost Index (CCI):

CCI 3.85% for 2011

	Sewer Collection System Costs	Capacity Charge Program Administrative Cost (3%)	Sewer Collection System Capital Improvement Charge
Per equivalent dwelling unit (EDU)	\$2,104	\$63	\$2,167

Fees will be subject to an annual inflation adjustment. Annual inflation adjustment means that in March of each calendar year, the fee will be adjusted by the average of the 20-Cities and San Francisco Construction Cost Index as reported in the Engineering News Record for the twelve month period ending December of the prior calendar year.

District Clerk and ex-officio Secretary

EXHIBIT A

Historic Olivehurst Sewer Collection System Capacity Fee

Effective March 1, 2012, Olivehurst Public Utility District Annual Fee Increases based on the Construction Cost Index (CCI):

CCI 1.64% for 2012

	Sewer Collection System Costs	Capacity Charge Program Administrative Cost (3%)	Sewer Collection System Capital Improvement Charge
Per equivalent dwelling unit (EDU)	\$2,139	\$64	\$2,203

Fees will be subject to an annual inflation adjustment. Annual inflation adjustment means that in March of each calendar year, the fee will be adjusted by the average of the 20-Cities and San Francisco Construction Cost Index as reported in the Engineering News Record for the twelve month period ending December of the prior calendar year.

District Clerk and ex-officio Secretary

EXHIBIT A

Historic Olivehurst Sewer Collection System Capacity Fee

Effective March 1, 2013, Olivehurst Public Utility District Annual Fee Increases based on the Construction Cost Index (CCI):

CCI 2.05% for 2013

	Sewer Collection System Costs	Capacity Charge Program Administrative Cost (3%)	Sewer Collection System Capital Improvement Charge
Per equivalent dwelling unit (EDU)	\$2,182	\$66	\$2,248

Fees will be subject to an annual inflation adjustment. Annual inflation adjustment means that in March of each calendar year, the fee will be adjusted by the average of the 20-Cities and San Francisco Construction Cost Index as reported in the Engineering News Record for the twelve month period ending December of the prior calendar year.

District Clerk and ex-officio Secretary

EXHIBIT A

Historic Olivehurst Sewer Collection System Capacity Fee

Effective March 1, 2014, Olivehurst Public Utility District Annual Fee Increases based on the Construction Cost Index (CCI):

CCI 3.98% for 2014

	Sewer Collection System Costs	Capacity Charge Program Administrative Cost (3%)	Sewer Collection System Capital Improvement Charge
Per equivalent dwelling unit (EDU)	\$2,269	\$68	\$2,337

Fees will be subject to an annual inflation adjustment. Annual inflation adjustment means that in March of each calendar year, the fee will be adjusted by the average of the 20-Cities and San Francisco Construction Cost Index as reported in the Engineering News Record for the twelve month period ending December of the prior calendar year.

District Clerk and ex-officio Secretary

EXHIBIT A

Historic Olivehurst Sewer Collection System Capacity Fee

Effective March 1, 2015, Olivehurst Public Utility District Annual Fee Increases based on the Construction Cost Index (CCI):

CCI 1.47% for 2015

	Sewer Collection System Costs	Capacity Charge Program Administrative Cost (3%)	Sewer Collection System Capital Improvement Charge
Per equivalent dwelling unit (EDU)	\$2,302	\$69	\$2,371

Fees will be subject to an annual inflation adjustment. Annual inflation adjustment means that in March of each calendar year, the fee will be adjusted by the average of the 20-Cities and San Francisco Construction Cost Index as reported in the Engineering News Record for the twelve month period ending December of the prior calendar year.

District Clerk and ex-officio Secretary

EXHIBIT A

Historic Olivehurst Sewer Collection System Capacity Fee

Effective March 1, 2016, Olivehurst Public Utility District Annual Fee Increases based on the Construction Cost Index (CCI):

CCI 2.1% for 2016

	Sewer Collection System Costs	Capacity Charge Program Administrative Cost (3%)	Sewer Collection System Capital Improvement Charge
Per equivalent dwelling unit (EDU)	\$2,350	\$70	\$2,421

Fees will be subject to an annual inflation adjustment. Annual inflation adjustment means that in March of each calendar year, the fee will be adjusted by the average of the 20-Cities and San Francisco Construction Cost Index as reported in the Engineering News Record for the twelve month period ending December of the prior calendar year.

District Clerk and ex-officio Secretary

EXHIBIT A

Historic Olivehurst Sewer Collection System Capacity Fee

Effective March 1, 2017, Olivehurst Public Utility District Annual Fee Increases based on the Construction Cost Index (CCI):

CCI 3.99% for 2017

	Sewer Collection System Costs	Capacity Charge Program Administrative Cost (3%)	Sewer Collection System Capital Improvement Charge
Per equivalent dwelling unit (EDU)	\$2,444	\$73	\$2,517

Fees will be subject to an annual inflation adjustment. Annual inflation adjustment means that in March of each calendar year, the fee will be adjusted by the average of the 20-Cities and San Francisco Construction Cost Index as reported in the Engineering News Record for the twelve month period ending December of the prior calendar year.

District Clerk and ex-officio Secretary

EXHIBIT A

Historic Olivehurst Sewer Collection System Capacity Fee

Effective March 1, 2018, Olivehurst Public Utility District Annual Fee Increases based on the Construction Cost Index (CCI):

CCI 3.37% for 2018

	Sewer Collection System Costs	Capacity Charge Program Administrative Cost (3%)	Sewer Collection System Capital Improvement Charge
Per equivalent dwelling unit (EDU)	\$2,526	\$74	\$2,600

Fees will be subject to an annual inflation adjustment. Annual inflation adjustment means that in March of each calendar year, the fee will be adjusted by the average of the 20-Cities and San Francisco Construction Cost Index as reported in the Engineering News Record for the twelve month period ending December of the prior calendar year.

District Clerk and ex-officio Secretary

EXHIBIT A

Historic Olivehurst Sewer Collection System Capacity Fee

Effective March 1, 2019, Olivehurst Public Utility District Annual Fee Increases based on the Construction Cost Index (CCI):

CCI 1.85% for 2019

	Sewer Collection System Costs	Capacity Charge Program Administrative Cost (3%)	Sewer Collection System Capital Improvement Charge
Per equivalent dwelling unit (EDU)	\$2,573	\$76	\$2,649

Fees will be subject to an annual inflation adjustment. Annual inflation adjustment means that in March of each calendar year, the fee will be adjusted by the average of the 20-Cities and San Francisco Construction Cost Index as reported in the Engineering News Record for the twelve month period ending December of the prior calendar year.

District Clerk and ex-officio Secretary

EXHIBIT A

Historic Olivehurst Sewer Collection System Capacity Fee

Effective March 1, 2020, Olivehurst Public Utility District Annual Fee Increases based on the Construction Cost Index (CCI):

CCI 3.56% for 2020

	Sewer Collection System Costs	Capacity Charge Program Administrative Cost (3%)	Sewer Collection System Capital Improvement Charge
Per equivalent dwelling unit (EDU)	\$2,664	\$79	\$2,743

Fees will be subject to an annual inflation adjustment. Annual inflation adjustment means that in March of each calendar year, the fee will be adjusted by the average of the 20-Cities and San Francisco Construction Cost Index as reported in the Engineering News Record for the twelve month period ending December of the prior calendar year.

District Clerk and ex-officio Secretary

EXHIBIT A

Historic Olivehurst Sewer Collection System Capacity Fee

Effective March 1, 2021, Olivehurst Public Utility District Annual Fee Increases based on the Construction Cost Index (CCI):

CCI 2.66% for 2021

	Sewer Collection System Costs	Capacity Charge Program Administrative Cost (3%)	Sewer Collection System Capital Improvement Charge
Per equivalent dwelling unit (EDU)	\$2,735	\$81	\$2,816

Fees will be subject to an annual inflation adjustment. Annual inflation adjustment means that in March of each calendar year, the fee will be adjusted by the average of the 2-Cities and San Francisco Construction Cost Index as reported in the Engineering News Record for the twelve month period ending December of the prior year.

District Clerk and ex-officio Secretary

EXHIBIT A

Historic Olivehurst Sewer Collection System Capacity Fee

Effective March 1, 2022, Olivehurst Public Utility District Annual Fee Increases based on the Construction Cost Index (CCI):

CCI 7.70% for 2022

	Sewer Collection System Costs	Capacity Charge Program Administrative Cost (3%)	Sewer Collection System Capital Improvement Charge
Per equivalent dwelling unit (EDU)	\$2,946	\$88	\$3,034

Fees will be subject to an annual inflation adjustment. Annual inflation adjustment means that in March of each calendar year, the fee will be adjusted by the average of the 2-Cities and San Francisco Construction Cost Index as reported in the Engineering News Record for the twelve month period ending December of the prior year.

District Clerk and ex-officio Secretary

EXHIBIT A

Historic Olivehurst Sewer Collection System Capacity Fee

Effective March 1, 2023, Olivehurst Public Utility District Annual Fee Increases based on the Construction Cost Index (CCI):

CCI 5.41% for 2023

	Sewer Collection System Costs	Capacity Charge Program Administrative Cost (3%)	Sewer Collection System Capital Improvement Charge
Per equivalent dwelling unit (EDU)	\$3,105	\$92	\$3,197

Fees will be subject to an annual inflation adjustment. Annual inflation adjustment means that in March of each calendar year, the fee will be adjusted by the average of the 2-Cities and San Francisco Construction Cost Index as reported in the Engineering News Record for the twelve month period ending December of the prior year.

District Clerk and ex-officio Secretary

EXHIBIT A

Historic Olivehurst Sewer Collection System Capacity Fee

Effective March 1, 2024, Olivehurst Public Utility District Annual Fee Increases based on the Construction Cost Index (CCI):

CCI 3.08% for 2024

	Sewer Collection System Costs	Capacity Charge Program Administrative Cost (3%)	Sewer Collection System Capital Improvement Charge
Per equivalent dwelling unit (EDU)	\$3,201	\$95	\$3,296

Fees will be subject to an annual inflation adjustment. Annual inflation adjustment means that in March of each calendar year, the fee will be adjusted by the average of the 2-Cities and San Francisco Construction Cost Index as reported in the Engineering News Record for the twelve-month period ending December of the prior year.

District Clerk and ex-officio Secretary

EXHIBIT A

Historic Olivehurst Sewer Collection System Capacity Fee

Effective March 1, 2025, Olivehurst Public Utility District Annual Fee Increases based on the Construction Cost Index (CCI):

CCI 0.47% for 2025

	Sewer Collection System Costs	Capacity Charge Program Administrative Cost (3%)	Sewer Collection System Capital Improvement Charge
Per equivalent dwelling unit (EDU)	\$3,216	\$95	\$3,311

Fees will be subject to an annual inflation adjustment. Annual inflation adjustment means that in March of each calendar year, the fee will be adjusted by the average of the 2-Cities and San Francisco Construction Cost Index as reported in the Engineering News Record for the twelve-month period ending December of the prior year.

District Clerk and ex-officio Secretary

EXHIBIT A

Historic Olivehurst Sewer Collection System Capacity Fee

Effective March 1, 2026, Olivehurst Public Utility District Annual Fee Increases based on the Construction Cost Index (CCI):

CCI 2.09% for 2026

	Sewer Collection System Costs	Capacity Charge Program Administrative Cost (3%)	Sewer Collection System Capital Improvement Charge
Per equivalent dwelling unit (EDU)	\$3,283	\$97	\$3,380

Fees will be subject to an annual inflation adjustment. Annual inflation adjustment means that in March of each calendar year, the fee will be adjusted by the average of the 2-Cities and San Francisco Construction Cost Index as reported in the Engineering News Record for the twelve-month period ending December of the prior year.

District Clerk and ex-officio Secretary

OLIVEHURST PUBLIC UTILITY DISTRICT

RESOLUTION NO. 2216

**RESOLUTION OF THE BOARD OF DIRECTORS
OF OLIVEHURST PUBLIC UTILITY DISTRICT
AUTHORIZING CONSOLIDATION AND INCREASE
IN WATER SYSTEM CAPACITY FEES**

WHEREAS, Olivehurst Public Utility District (“OPUD”) is a public utility district formed and existing under the provisions of Division 7 of the Public Utilities Code of the State of California; and

WHEREAS, The Board of Directors of OPUD has under consideration a change in the District’s schedule of capacity fees for treated water service from the District applicable to the Plumas Lake Specific Plan; and

WHEREAS, a capacity rate study was made public and accepted by the Board on January 21, 2010; and has been made available for public review for a period of at least ten (10) days; and

WHEREAS, the Board of Directors has, at a public meeting duly noticed, taken public comment upon and considered said Capacity Rate Study, and the budget data and information prepared by OPUD Staff and its Consultant, Economist and Planning System in support of proposed capacity fees; and

WHEREAS, the Board finds that an adjustment in capacity fees and charges to the amounts specified in Exhibit “A” hereof is necessary in order to consolidate the fees for both zones of Plumas Lake and secure payment of the costs of capacity already installed, and to be installed on the District’s water system to serve new connections; and

WHEREAS, the Board further finds that the consolidated and increased capacity fees are necessary in order to properly replace components of and as necessary upgrade the water system of the District and therefore said increases are exempt from the California Environmental Quality Act (CEQA); and

WHEREAS, the Board further finds that the consolidation of the water system serving the Plumas Lake Specific Plan Area, and the associated capacity fee, is necessary and in the public interest in order to reliably serve its customers and charge for the capital costs thereof.

NOW, THEREFORE, BE IT RESOLVED that the Board of Directors does hereby accept and approve the proposed schedule of rates and charges attached hereto as Exhibit "A."

BE IT FURTHER RESOLVED that this increase in water and sewer rates is exempt from CEQA in accordance with the provisions of Section 21080(b)(8) of the Public Resources Code of the State of California, said increase being necessary to recover the costs of past and future costs of construction of the capacity necessary to serve its customers in the Plumas Lake Specific Plan.

PASSED AND ADOPTED THIS 18th DAY OF FEBRUARY 2010.

OLIVEHURST PUBLIC UTILITY DISTRICT

President, Board of Directors
Olivehurst Public Utility District

ATTEST:

District Clerk & ex-officio Secretary

APPROVE AS TO FORM AND LEGAL
SUFFICIENCY

Legal Counsel

* * * * *

I hereby certify that the foregoing is a full, true, and correct copy of an Ordinance duly adopted and passed by the Board of Directors of the Olivehurst Public Utility District, Yuba County, California, at a meeting thereof held on the 18th day of February 2010, by the following vote:

AYES, AND IN FAVOR THEREOF:	DIRECTOR PATTY, HOLLIS, DOUGHERTY AND MORRISON.
NOES	: NONE.
ABSTAIN	: NONE.
ABSENT	: NONE.

District Clerk and ex-officio Secretary

Exhibit A
OPUD Districtwide Water Capital Improvement Charge Report
Water Capital Improvement Charges

Meter Size	Water Capital Improvement Costs	Capacity Charge Program Administrative Cost (3%)	Water Capital Improvement Charge
3/4" Meter	\$3,308	\$99	\$3,407
1" Meter	\$4,631	\$139	\$4,770
1.5" Meter	\$5,954	\$179	\$6,133
2" Meter	\$9,593	\$288	\$9,881
3" Meter	\$36,388	\$1,092	\$37,480
4" Meter	\$46,312	\$1,389	\$47,701
6" Meter	\$69,468	\$2,084	\$71,552

**Exhibit A
District Wide
Water System Capital Improvement Charges**

Effective March 18, 2011, Olivehurst Public Utility District Annual Fee Increases based on the Construction Cost Index (CCI):

CCI 3.85% for 2011

Meter	Cost Per Water EDU (2011 \$)	Administrative Cost (3.0%) (2011 \$)	Total Water Capital Improvement Charge (2011 \$)
Size			
3/4"	\$3,435	\$103	\$3,538
1"	\$4,809	\$144	\$4,954
1.5"	\$6,183	\$186	\$6,369
2"	\$9,962	\$299	\$10,261
3"	\$37,789	\$1,134	\$38,923
4"	\$48,095	\$1,442	\$49,537
6"	\$72,143	\$2,164	\$74,307

[1] The proposed capacity charges will be adjusted annually by OPUD to account for the inflation of construction and acquisition costs. In March each year, the proposed capacity charge programs will be adjusted by averaging the percentage change in the *Engineering News Record's* Construction Cost Index San Francisco index and 20-city average index for the 12-month period ending December the prior year.

District Clerk and ex-officio Secretary

Exhibit A
District Wide
Water System Capital Improvement Charges

Effective March 1, 2012, Olivehurst Public Utility District Annual Fee Increases based on the Construction Cost Index (CCI):

CCI 1.64% for 2012

Meter	Cost Per Water EDU (2012 \$)	Administrative Cost (3.0%) (2012 \$)	Total Water Capital Improvement Charge (2012 \$)
Size			
3/4"	\$3,492	\$104	\$3,596
1"	\$4,888	\$147	\$5,035
1.5"	\$6,285	\$189	\$6,474
2"	\$10,126	\$304	\$10,430
3"	\$38,409	\$1,153	\$39,561
4"	\$48,884	\$1,466	\$50,350
6"	\$73,326	\$2,200	\$75,525

[1] The proposed capacity charges will be adjusted annually by OPUD to account for the inflation of construction and acquisition costs. In March each year, the proposed capacity charge programs will be adjusted by averaging the percentage change in the *Engineering News Record's* Construction Cost Index San Francisco index and 20-city average index for the 12-month period ending December the prior year.

District Clerk and ex-officio Secretary

Exhibit A
District Wide
Water System Capital Improvement Charges

Effective March 1, 2013, Olivehurst Public Utility District Annual Fee Increases based on the Construction Cost Index (CCI):

CCI 2.05% for 2013

Meter	Cost Per Water EDU (2013 \$)	Administrative Cost (3.0%) (2013 \$)	Total Water Capital Improvement Charge (2013 \$)
Size			
3/4"	\$3,506	\$105	\$3,611
1"	\$4,908	\$147	\$5,055
1.5"	\$6,310	\$190	\$6,500
2"	\$10,167	\$305	\$10,472
3"	\$38,564	\$1,157	\$39,721
4"	\$49,081	\$1,472	\$50,553
6"	\$73,621	\$2,209	\$75,830

[1] The proposed capacity charges will be adjusted annually by OPUD to account for the inflation of construction and acquisition costs. In March each year, the proposed capacity charge programs will be adjusted by averaging the percentage change in the *Engineering News Record's* Construction Cost Index San Francisco index and 20-city average index for the 12-month period ending December the prior year.

District Clerk and ex-officio Secretary

**Exhibit A
District Wide
Water System Capital Improvement Charges**

Effective March 1, 2014, Olivehurst Public Utility District Annual Fee Increases based on the Construction Cost Index (CCI):

CCI 3.98% for 2014

Meter	Cost Per Water EDU (2014 \$)	Administrative Cost (3.0%) (2014 \$)	Total Water Capital Improvement Charge (2014 \$)
Size			
3/4"	\$3,645	\$109	\$3,754
1"	\$5,103	\$153	\$5,256
1.5"	\$6,561	\$197	\$6,758
2"	\$10,571	\$317	\$10,888
3"	\$40,098	\$1,203	\$41,301
4"	\$51,034	\$1,531	\$52,565
6"	\$76,552	\$2,297	\$78,849

[1] The proposed capacity charges will be adjusted annually by OPUD to account for the inflation of construction and acquisition costs. In March each year, the proposed capacity charge programs will be adjusted by averaging the percentage change in the *Engineering News Record's* Construction Cost Index San Francisco index and 20-city average index for the 12-month period ending December the prior year.

District Clerk and ex-officio Secretary

Exhibit A
District Wide
Water System Capital Improvement Charges

Effective March 1, 2015, Olivehurst Public Utility District Annual Fee Increases based on the Construction Cost Index (CCI):

CCI 1.47% for 2015

Meter	Cost Per Water EDU (2015 \$)	Administrative Cost (3.0%) (2015 \$)	Total Water Capital Improvement Charge (2015 \$)
Size			
3/4"	\$3,699	\$111	\$3,810
1"	\$5,178	\$155	\$5,333
1.5"	\$6,657	\$200	\$6,857
2"	\$10,726	\$322	\$11,048
3"	\$40,687	\$1,221	\$41,908
4"	\$51,784	\$1,554	\$53,338
6"	\$77,677	\$2,331	\$80,008

[1] The proposed capacity charges will be adjusted annually by OPUD to account for the inflation of construction and acquisition costs. In March each year, the proposed capacity charge programs will be adjusted by averaging the percentage change in the *Engineering News Record's* Construction Cost Index San Francisco index and 20-city average index for the 12-month period ending December the prior year.

District Clerk and ex-officio Secretary

Exhibit A
District Wide
Water System Capital Improvement Charges

Effective December 1, 2015, Olivehurst Public Utility District Fee Restructuring to Conform with Industry Standards:

Adoption of AWWA *Principles for Water Rates, Fees and Charges* Meter EDU Factors

Meter	Cost Per Water EDU	Administrative Cost (3.0%)	Total Water Capital Improvement Charge
Size			
3/4"	\$3,699	\$111	\$3,810
1"	\$6,165	\$185	\$6,350
1.5"	\$12,330	\$370	\$12,700
2"	\$19,728	\$592	\$20,320
3"	\$53,636	\$1,609	\$55,245
4"	\$92,475	\$2,774	\$95,249
6"	\$197,280	\$5,918	\$203,198
8"	\$345,240	\$10,357	\$355,597
10"	\$517,860	\$15,536	\$533,396

[1] The proposed capacity charges will be adjusted annually by OPUD to account for the inflation of construction and acquisition costs. In March each year, the proposed capacity charge programs will be adjusted by averaging the percentage change in the *Engineering News Record's* Construction Cost Index San Francisco index and 20-city average index for the 12-month period ending December the prior year.

Date Approved by OPUD Board of Directors: _____

District Clerk and ex-officio Secretary

Exhibit A
District Wide
Water System Capital Improvement Charges

Effective March 1, 2016, Olivehurst Public Utility District Annual Fee Increases based on the Construction Cost Index (CCI):

CCI 2.1% for 2016

Meter	Cost Per Water EDU (2016 \$)	Administrative Cost (3.0%) (2016 \$)	Total Water Capital Improvement Charge (2016 \$)
Size			
3/4"	\$3,777	\$113	\$3,890
1"	\$6,294	\$189	\$6,483
1.5"	\$12,589	\$378	\$12,967
2"	\$20,142	\$604	\$20,746
3"	\$54,762	\$1,643	\$56,405
4"	\$94,417	\$2,832	\$97,249
6"	\$201,423	\$6,042	\$207,465
8"	\$352,490	\$10,574	\$363,064
10"	\$528,735	\$15,862	\$544,597

[1] The proposed capacity charges will be adjusted annually by OPUD to account for the inflation of construction and acquisition costs. In March each year, the proposed capacity charge programs will be adjusted by averaging the percentage change in the *Engineering News Record's* Construction Cost Index San Francisco index and 20-city average index for the 12-month period ending December the prior year.

District Clerk and ex-officio Secretary

Exhibit A
District Wide
Water System Capital Improvement Charges

Effective March 1, 2017, Olivehurst Public Utility District Annual Fee Increases based on the Construction Cost Index (CCI):

CCI 3.99% for 2017

Meter	Cost Per Water EDU (2017 \$)	Administrative Cost (3.0%) (2017 \$)	Total Water Capital Improvement Charge (2017 \$)
Size			
3/4"	\$3,928	\$118	\$4,046
1"	\$6,545	\$197	\$6,742
1.5"	\$13,091	\$393	\$13,484
2"	\$20,946	\$628	\$21,574
3"	\$56,947	\$1,709	\$58,656
4"	\$98,184	\$2,945	\$101,129
6"	\$209,460	\$6,283	\$215,743
8"	\$366,554	\$10,996	\$377,550
10"	\$549,832	\$16,495	\$566,327

[1] The proposed capacity charges will be adjusted annually by OPUD to account for the inflation of construction and acquisition costs. In March each year, the proposed capacity charge programs will be adjusted by averaging the percentage change in the *Engineering News Record's* Construction Cost Index San Francisco index and 20-city average index for the 12-month period ending December the prior year.

District Clerk and ex-officio Secretary

**Exhibit A
District Wide
Water System Capital Improvement Charges**

Effective March 1, 2018, Olivehurst Public Utility District Annual Fee Increases based on the Construction Cost Index (CCI):

CCI 3.37% for 2018

Meter	Cost Per Water EDU (2018 \$)	Administrative Cost (3.0%) (2018 \$)	Total Water Capital Improvement Charge (2018 \$)
Size			
3/4"	\$4,060	\$122	\$4,182
1"	\$6,766	\$204	\$6,970
1.5"	\$13,532	\$406	\$13,938
2"	\$21,652	\$649	\$22,301
3"	\$58,866	\$1,767	\$60,633
4"	\$101,493	\$3,044	\$104,537
6"	\$216,519	\$6,495	\$223,014
8"	\$378,907	\$11,367	\$390,274
10"	\$568,361	\$17,051	\$585,412

[1] The proposed capacity charges will be adjusted annually by OPUD to account for the inflation of construction and acquisition costs. In March each year, the proposed capacity charge programs will be adjusted by averaging the percentage change in the *Engineering News Record's* Construction Cost Index San Francisco index and 20-city average index for the 12-month period ending December the prior year.

District Clerk and ex-officio Secretary

**Exhibit A
District Wide
Water System Capital Improvement Charges**

Effective March 1, 2019, Olivehurst Public Utility District Annual Fee Increases based on the Construction Cost Index (CCI):

CCI 1.85% for 2019

Meter	Cost Per Water EDU (2019 \$)	Administrative Cost (3.0%) (2019 \$)	Total Water Capital Improvement Charge (2019 \$)
Size			
3/4"	\$4,135	\$124	\$4,259
1"	\$6,891	\$208	\$7,099
1.5"	\$13,782	\$414	\$14,196
2"	\$22,053	\$661	\$22,714
3"	\$59,955	\$1,800	\$61,755
4"	\$103,371	\$3,100	\$106,471
6"	\$220,525	\$6,615	\$227,140
8"	\$385,917	\$11,577	\$397,494
10"	\$578,876	\$17,366	\$598,242

[1] The proposed capacity charges will be adjusted annually by OPUD to account for the inflation of construction and acquisition costs. In March each year, the proposed capacity charge programs will be adjusted by averaging the percentage change in the *Engineering News Record's* Construction Cost Index San Francisco index and 20-city average index for the 12-month period ending December the prior year.

District Clerk and ex-officio Secretary

Exhibit A
District Wide
Water System Capital Improvement Charges

Effective March 1, 2020, Olivehurst Public Utility District Annual Fee Increases based on the Construction Cost Index (CCI):

CCI 3.56% for 2020

Meter	Cost Per Water EDU (2020 \$)	Administrative Cost (3.0%) (2020 \$)	Total Water Capital Improvement Charge (2020 \$)
Size			
3/4"	\$4,282	\$128	\$4,410
1"	\$7,136	\$215	\$7,351
1.5"	\$14,273	\$429	\$14,702
2"	\$22,838	\$685	\$23,523
3"	\$62,089	\$1,864	\$63,953
4"	\$107,051	\$3,210	\$110,261
6"	\$228,376	\$6,850	\$235,226
8"	\$399,656	\$11,989	\$411,645
10"	\$599,484	\$17,984	\$617,468

[1] The proposed capacity charges will be adjusted annually by OPUD to account for the inflation of construction and acquisition costs. In March each year, the proposed capacity charge programs will be adjusted by averaging the percentage change in the *Engineering News Record's* Construction Cost Index San Francisco index and 20-city average index for the 12-month period ending December the prior year.

District Clerk and ex-officio Secretary

Exhibit A
District Wide
Water System Capital Improvement Charges

Effective March 1, 2021, Olivehurst Public Utility District Annual Fee Increases based on the Construction Cost Index (CCI):

CCI 2.66% for 2021

Meter	Cost Per Water EDU	Administrative Cost (3.0%)	Total Water Capital Improvement Charge
Size			
3/4"	\$4,396	\$131	\$4,527
1"	\$7,326	\$221	\$7,547
1.5"	\$14,653	\$440	\$15,093
2"	\$23,445	\$703	\$24,148
3"	\$63,741	\$1,914	\$65,655
4"	\$109,899	\$3,295	\$113,194
6"	\$234,451	\$7,032	\$241,483
8"	\$410,287	\$12,308	\$422,595
10"	\$615,430	\$18,462	\$633,892

[1] The proposed capacity charges will be adjusted annually by OPUD to account for the inflation of construction and acquisition costs. In March each year, the proposed capacity charge programs will be adjusted by averaging the percentage change in the *Engineering News Record's* Construction Cost Index San Francisco index and 20-city average index for the 12-month period ending December the prior year.

District Clerk and ex-officio Secretary

Exhibit A
District Wide
Water System Capital Improvement Charges

Effective March 1, 2022, Olivehurst Public Utility District Annual Fee Increases based on the Construction Cost Index (CCI):

CCI 7.70% for 2022

Meter	Cost Per Water EDU	Administrative Cost (3.0%)	Total Water Capital Improvement Charge
Size			
3/4"	\$4,734	\$142	\$4,876
1"	\$7,890	\$237	\$8,127
1.5"	\$15,781	\$473	\$16,254
2"	\$25,250	\$758	\$26,008
3"	\$68,649	\$2,059	\$70,708
4"	\$118,361	\$3,551	\$121,912
6"	\$252,504	\$7,575	\$260,079
8"	\$441,879	\$13,256	\$455,135
10"	\$662,818	\$19,885	\$682,703

[1] The proposed capacity charges will be adjusted annually by OPUD to account for the inflation of construction and acquisition costs. In March each year, the proposed capacity charge programs will be adjusted by averaging the percentage change in the *Engineering News Record's* Construction Cost Index San Francisco index and 20-city average index for the 12-month period ending December the prior year.

District Clerk and ex-officio Secretary

**Exhibit A
District Wide
Water System Capital Improvement Charges**

Effective March 1, 2023, Olivehurst Public Utility District Annual Fee Increases based on the Construction Cost Index (CCI):

CCI 5.41% for 2023

Meter	Cost Per Water EDU	Administrative Cost (3.0%)	Total Water Capital Improvement Charge
Size			
3/4"	\$4,990	\$149	\$5,139
1"	\$8,317	\$251	\$8,568
1.5"	\$16,635	\$500	\$17,135
2"	\$26,616	\$798	\$27,414
3"	\$72,363	\$2,173	\$74,536
4"	\$124,764	\$3,741	\$128,505
6"	\$266,164	\$7,983	\$274,147
8"	\$465,785	\$13,973	\$479,758
10"	\$698,676	\$20,960	\$719,636

[1] The proposed capacity charges will be adjusted annually by OPUD to account for the inflation of construction and acquisition costs. In March each year, the proposed capacity charge programs will be adjusted by averaging the percentage change in the *Engineering News Record's* Construction Cost Index San Francisco index and 20-city average index for the 12-month period ending December the prior year.

District Clerk and ex-officio Secretary

Exhibit A
District Wide
Water System Capital Improvement Charges

Effective March 1, 2024, Olivehurst Public Utility District Annual Fee Increases based on the Construction Cost Index (CCI):

CCI 3.08% for 2024

Meter	Cost Per Water EDU	Administrative Cost (3.0%)	Total Water Capital Improvement Charge
Size			
3/4"	\$5,144	\$154	\$5,298
1"	\$8,573	\$259	\$8,832
1.5"	\$17,147	\$515	\$17,662
2"	\$27,436	\$823	\$28,259
3"	\$74,592	\$2,240	\$76,832
4"	\$128,607	\$3,856	\$132,463
6"	\$274,362	\$8,229	\$282,591
8"	\$480,131	\$14,403	\$494,534
10"	\$720,195	\$21,606	\$741,801

[1] The proposed capacity charges will be adjusted annually by OPUD to account for the inflation of construction and acquisition costs. In March each year, the proposed capacity charge programs will be adjusted by averaging the percentage change in the *Engineering News Record's* Construction Cost Index San Francisco index and 20-city average index for the 12-month period ending December, the prior year.

District Clerk and ex-officio Secretary

**Exhibit A
District Wide
Water System Capital Improvement Charges**

Effective March 1, 2025, Olivehurst Public Utility District Annual Fee Increases based on the Construction Cost Index (CCI):

CCI 0.47% for 2025

Meter	Cost Per Water EDU	Administrative Cost (3.0%)	Total Water Capital Improvement Charge
Size			
3/4"	\$5,168	\$155	\$5,323
1"	\$8,613	\$260	\$8,873
1.5"	\$17,228	\$517	\$17,745
2"	\$27,565	\$827	\$28,392
3"	\$74,943	\$2,251	\$77,194
4"	\$129,211	\$3,874	\$133,085
6"	\$275,652	\$8,268	\$283,920
8"	\$482,388	\$14,471	\$496,859
10"	\$723,580	\$21,708	\$745,288

[1] The proposed capacity charges will be adjusted annually by OPUD to account for the inflation of construction and acquisition costs. In March each year, the proposed capacity charge programs will be adjusted by averaging the percentage change in the *Engineering News Record's* Construction Cost Index San Francisco index and 20-city average index for the 12-month period ending December the prior year.

District Clerk and ex-officio Secretary

**Exhibit A
District Wide
Water System Capital Improvement Charges**

Effective March 1, 2026, Olivehurst Public Utility District Annual Fee Increases based on the Construction Cost Index (CCI):

CCI 2.09% for 2026

Meter	Cost Per Water EDU	Administrative Cost (3.0%)	Total Water Capital Improvement Charge
Size			
3/4"	\$5,276	\$158	\$5,434
1"	\$8,793	\$265	\$9,058
1.5"	\$17,588	\$528	\$18,116
2"	\$28,141	\$844	\$28,985
3"	\$76,509	\$2,298	\$78,807
4"	\$131,912	\$3,955	\$135,867
6"	\$281,413	\$8,441	\$289,854
8"	\$492,470	\$14,773	\$507,243
10"	\$738,703	\$22,162	\$760,865

[1] The proposed capacity charges will be adjusted annually by OPUD to account for the inflation of construction and acquisition costs. In March each year, the proposed capacity charge programs will be adjusted by averaging the percentage change in the *Engineering News Record's* Construction Cost Index San Francisco index and 20-city average index for the 12-month period ending December the prior year.

District Clerk and ex-officio Secretary